



[Listen to this page](#)

How do I use yournextbus?

There are three easy ways to use our bus departure times service

By text message, mobile phone internet and on this website.

1. Text message

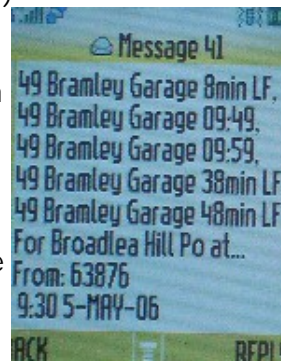

- Create a text message, and enter the eight-digit bus stop number that you see on your bus stop. This number will start with 450.

[Where do I find the bus stop number?](#)

- Send the text to 63876
(Why 63876? because it spells METRO on the keypad!)

- You will get a reply within about 30 seconds. This tells you the times for the next few buses from the stop you enquired about. Real time predictions are shown in minutes (eg. 3 mins), and scheduled times are shown as a 24hr time for when the bus is due (eg. 14:51)

[Learn more about the information on your text](#)



Once you've got the hang of it, you can try out some of the service's more [advanced features](#).

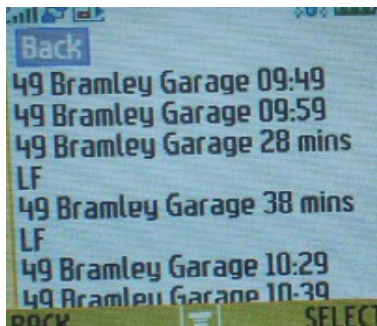
- Your text to us is charged at your standard outbound rate, and our reply to you is charged at no more than 12p. These costs are charged by the mobile phone operators and Metro does not take any revenue from this.

2. Mobile phone internet

The majority of mobile phones now have the internet available and yournextbus has its own mobile internet sites:

- The basic site for more basic mobile phones is <http://wypte.acislive.com/wap>
- The more detailed site for more complex mobile phones is:
<http://wypte.acislive.com/mobile>

Enter the relevant address on your phone's browser (probably under 'Internet' or 'Web' in your phone's menu), then enter the bus stop number and click on the Go button. [Where do I find the bus stop number?](#)



- If this is a stop you use regularly it may be worth saving the page as a bookmark so you do not have to enter the stop number again next time.
- The information displayed will refresh every 60 seconds so it is constantly giving you live updates of the progress of your bus.
- Mobile phone internet is much cheaper than texting, it will only cost you around 2p per refresh depending on your tariff.
- Choosing the 'text only' version of the website can make it easier to navigate around.
- It is also possible to search for a service if you do not know the bus stop number.

3. On the web

- Go to <http://www.wymetro.com/> and choose the blue 'Find Your Next Bus' icon in the right hand column of the web page.
- Enter your eight-digit bus stop number and choose 'Go'
- A pop-up box will appear, giving you information about the next few departures from the stop you enquired about. [Learn more about the information displayed in the pop-up box.](#)
- If you have a pop-up blocker on your computer, hold down the Ctrl key when you click 'Go' and the pop-up will appear.
- If you don't know your bus stop number, you can find it by entering your service number, your postcode, or by using a map.

Need help?

See our [FAQs](#), or [troubleshooting](#) page.

You can also email yournextbus@wypte.gov.uk for further help.

Travel Alerts

- [Train alerts](#)
1
- [Bus alerts](#)
7

Journey Planner

[Advanced search](#)

Find your next bus

Bus Stop Number:

[Advanced bus search](#)

Train departures

Train Station

[Advanced rail search](#)

-  **FREE email**
travel updates
-  **generationM**
Young Persons Travel Website

MetroCard

It's your **passport**
to get
around
West
Yorkshire



Save money on
unlimited travel
by bus & train

M Click
for
details

[West Yorkshire Integrated Transport Authority](#)
[West Yorkshire Travel Plan Network](#)
[West Yorkshire Local Transport Plan](#)



2004-2006
Local Public Transport



[Sign In](#)