





11 December 2011 to 13 May 2012



METRO





















Hallam Train Times

-  Free parking
-  Non Metro station
-  Staff in attendance
-  Cycle storage

more seats on this route



Includes improved express service

- Leeds  
- Woodlesford  
- Castleford
- Normanton 
- Wakefield Kirkgate  
- Darton  
- Barnsley    
- Meadowhall    
- Sheffield   

Including all trains
between Leeds and Castleford



National Rail

Britain's train companies working together

Save time and download your timetables from

www.wymetro.com



Hallam Line Timetable

West Yorkshire local rail services between Leeds and Wakefield Kirkgate / Darton are operated by Northern on behalf of Metro.

This timetable shows all trains between Leeds and Sheffield via Barnsley and all trains between Leeds and Castleford. Additional trains run between Leeds and Sheffield via Moorthorpe (see Wakefield Line timetable). For a summary of all trains between Leeds and Sheffield / Derby / Nottingham (via both routes), see the Leeds - Sheffield composite timetable. Other trains also run between Barnsley and Sheffield.

What's new in this timetable

Some weekday services will have extra carriages and/or seats from December 2011.



Hallam Line

Mondays to Saturdays				Towards Leeds							
		SX	SX	SX	SX	SX	★				
				◆		▲					
Sheffield	d	0550	0606	0649		0706	0720	0751			
Meadowhall	d	0556	0612	0655		0712	0726	0757			
Chapelton	d		0618			0718					
Elsecar	d		0623			0723					
Wombwell	d		0627			0727					
Barnsley	d	0610	0633	0712		0733	0742	0812			
Darton	d		0638			0738					
Wakefield Kirkgate	d	0628	0650	0728		0750	0758	0828			
Normanton	d	0633	0654	0733		0754					
Castleford	d		0641	0702	0738	0755	0801	0832			
Woodlesford	d		0650	0712	0747	0804	0811	0841			
Leeds	a	0650	0704	0728	0751	0801	0818	0825	0821	0849	0854
			▲			▲				▲	
Sheffield	d	0806	0818	0851	0906	0918	0950	1006	1018		
Meadowhall	d	0812	0825	0857	0912	0924	0956	1012	1024		
Chapelton	d	0818			0918			1018			
Elsecar	d	0823			0923			1023			
Wombwell	d	0827			0927			1027			
Barnsley	d	0833	0842	0912	0933	0942	1012	1033	1042		
Darton	d	0838			0938			1038			
Wakefield Kirkgate	d	0850	0858	0928	0950	0958	1028	1050	1058		
Normanton	d	0854			0954			1054			
Castleford	d	0902		0932	1002		1032	1102			
Woodlesford	d	0912		0941	1012		1041	1112			
Leeds	a	0925	0920	0949	0953	1025	1018	1048	1055	1125	1118
				▲			▲				
Sheffield	d	1050		1106	1118	1150	1206	1218	1250		
Meadowhall	d	1056		1112	1124	1156	1212	1224	1256		
Chapelton	d			1118			1218				
Elsecar	d			1123			1223				
Wombwell	d			1127			1227				
Barnsley	d	1112		1133	1141	1211	1233	1242	1312		
Darton	d			1138			1238				
Wakefield Kirkgate	d	1128		1150	1158	1228	1250	1258	1328		
Normanton	d			1154			1254				
Castleford	d		1132	1202		1232	1302		1332		
Woodlesford	d		1141	1212		1241	1312		1341		
Leeds	a	1148	1154	1225	1218	1248	1254	1325	1318	1349	1353
			▲			▲				▲	
Sheffield	d	1306	1318	1350	1406	1418	1450	1506	1518		
Meadowhall	d	1312	1324	1356	1412	1424	1456	1512	1524		
Chapelton	d	1318			1418			1518			
Elsecar	d	1323			1423			1523			
Wombwell	d	1327			1427			1527			
Barnsley	d	1333	1342	1412	1433	1442	1512	1533	1542		
Darton	d	1338			1438			1538			
Wakefield Kirkgate	d	1350	1358	1428	1450	1458	1528	1550	1558		
Normanton	d	1354			1454			1554			
Castleford	d	1402		1432	1502		1532	1602			
Woodlesford	d	1412		1441	1512		1541	1612			
Leeds	a	1425	1418	1448	1453	1525	1518	1549	1554	1625	1618

Notes: appear at end.

Hallam Line

Mondays to Saturdays				Towards Leeds				
Sheffield	d	1550	1606	▲ 1618	1650	1706	▲ 1718	1750
Meadowhall	d	1556	1612	1624	1656	1712	1724	1756
Chapelton	d		1618			1718		
Elsecar	d		1623			1723		
Wombwell	d		1627			1727		
Barnsley	d	1612	1633	1642	1712	1733	1742	1812
Darton	d		1638			1738		
Wakefield Kirkgate	d	1628	1650	1658	1728	1750	1758	1832
Normanton	d		1654			1754		
Castleford	d		1632	1702		1731	1802	1857
Woodlesford	d		1641	1712		1741	1812	1906
Leeds	a	1649	1654	1725	1718	1748	1754	1825
							1818	1851
								1920

				SO	SX					
Sheffield	d	1806	▲ 1818	1850		▲ 1906	▲ 1916	▲ 1922	1951	2006
Meadowhall	d	1812	1824	1856		1912	1922	1928	1957	2012
Chapelton	d	1818				1918				2018
Elsecar	d	1823				1923				2023
Wombwell	d	1827				1927				2027
Barnsley	d	1833	1842	1914		1933	1942	1942	2012	2033
Darton	d	1838				1938				2038
Wakefield Kirkgate	d	1850	1859	1932		1950	1958	1958	2028	2050
Normanton	d	1854				1954				2054
Castleford	d	1903				1937	2002			2032
Woodlesford	d	1913				1946	2012			2102
Leeds	a	1927	1923	1955	2000	2026	2020	2019	2048	2057
									2057	2126

				SO	SX	FSO	FSX	FSX	
Sheffield	d	▲ 2018		2106	2109			2206	2324
Meadowhall	d	2024		2112	2115			2212	2330
Chapelton	d			2118	2121			2218	2336
Elsecar	d			2123	2126			2223	2341
Wombwell	d			2127	2130			2227	2345
Barnsley	d	2042		2133	2136			2233	2351
Darton	d			2138	2141			2238	2356
Wakefield Kirkgate	d	2058		2152	2152		2251	2251	00s10
Normanton	d			2157	2157		2256	2256	
Castleford	d			2132	2205	2205	2234	2304	2304
Woodlesford	d			2141	2215	2215	2243	2314	2314
Leeds	a	2120	2153	2229	2229	2257	2330	2330	2344

Sundays

Sheffield	d	0839	0917		▲ 1039	▲ 1117	▲ 1216	▲ 1239	▲ 1317
Meadowhall	d	0845	0923		1045	1123	1223	1245	1323
Chapelton	d	0851			1051			1255	
Elsecar	d	0856			1056			1300	
Wombwell	d	0900			1100			1304	
Barnsley	d	0910	0937		1110	1137		1237	1310
Darton	d	0915			1115				1315
Wakefield Kirkgate	d	0930	0955		1130	1153		1253	1330
Normanton	d	0934			1134				1334
Castleford	d	0942			1042	1141		1242	
Woodlesford	d	0952			1051	1151		1252	
Leeds	a	1004	1015	1104	1205	1218	1305	1318	1404
									1418
									1504

Notes: appear at end.

Hallam Line

Sundays		Towards Leeds								
		▲	▲	▲	●	▲	▲	▲	▲	
Sheffield	d	1417	1439	1517		1617	1639	1717		1817 1839
Meadowhall	d	1423	1445	1523		1623	1645	1723		1823 1845
Chapelton	d		1451				1651			1851
Elsecar	d		1456				1656			1856
Wombwell	d		1500				1700			1900
Barnsley	d	1437	1510	1537		1637	1710	1737		1837 1910
Darton	d		1515				1715			1915
Wakefield Kirkgate	d	1453	1530	1553		1653	1730	1753		1853 1930
Normanton	d		1534				1734			1934
Castleford	d		1541		1642		1742		1842	1944
Woodlesford	d		1551		1651		1751		1851	1953
Leeds	a	1518	1604	1618	1704	1718	1805	1818	1904	1918 2005

Sheffield	d	▲	1916	▲	2017	2039	▲	2239		
Meadowhall	d		1923		2023	2045		2245		
Chapelton	d					2051		2251		
Elsecar	d					2056		2256		
Wombwell	d					2100		2300		
Barnsley	d	1937		2037	2110			2310		
Darton	d					2115		2315		
Wakefield Kirkgate	d	1953		2053	2130			2327		
Normanton	d					2134		2334		
Castleford	d		2042		2142	2242		2342		
Woodlesford	d		2051		2151	2251		2353		
Leeds	a	2018	2103	2116	2204	2304		0005		

Mondays to Saturdays		Towards Sheffield								
		SX	SX	SX				SO	SX	
				▲		▲			▲	
Leeds	d	0546		0605	0638	0700	0705	0729	0735	0800 0802
Woodlesford	d	0554			0646	0708		0737		0808
Castleford	d	06a03			0657	07e17		0748		08a17
Normanton	d				0703			0754		
Wakefield Kirkgate	d		0604	0621	0708		0725	0804	0755	0823
Darton	d		0615		0719			0815		
Barnsley	a		0620	0637	0725		0740	0821	0811	0839
Wombwell	a		0626		0730			0829		
Elsecar	a		0629		0734			0832		
Chapelton	a		0635		0739			0838		
Meadowhall	a		0641	0649	0748		0753	0845	0831	0852
Sheffield	a		0655	0700	0758		0805	0856	0839	0902

Leeds	d	▲	0805	0805	0832	0837	0900	0905	0932	0937	1000 1005
Woodlesford	d			0815	0840		0908		0940		1008
Castleford	d			08a24	0851		09a17		0951		10a17
Normanton	d				0857				0957		
Wakefield Kirkgate	d	0823			0905	0855		0923	1004	0956	1023
Darton	d				0917				1015		
Barnsley	a	0839			0923	0911		0939	1021	1012	1039
Wombwell	a				0929				1029		
Elsecar	a				0932				1032		
Chapelton	a				0938				1038		
Meadowhall	a	0852			0946	0927		0952	1046	1027	1052
Sheffield	a	0902			0956	0937		1002	1056	1037	1102

Notes: appear at end.

Hallam Line

Mondays to Saturdays						Towards Sheffield					
Leeds	d	1032	1037	1100	▲ 1105	1132	1137	1200	▲ 1205	1232	1237
Woodlesford	d	1040		1108		1140		1208		1240	
Castleford	d	1051		11a17		1151		12a17		1251	
Normanton	d	1057				1157				1257	
Wakefield Kirkgate	d	1104	1055		1123	1204	1155		1223	1304	1255
Darton	d	1115				1215				1317	
Barnsley	a	1121	1111		1139	1221	1211		1239	1322	1311
Wombwell	a	1129				1229				1329	
Elsecar	a	1132				1232				1332	
Chapelton	a	1138				1238				1338	
Meadowhall	a	1146	1127		1152	1246	1227		1252	1346	1327
Sheffield	a	1157	1137		1202	1256	1237		1302	1356	1337
▲											
Leeds	d	1300	1305	1332	1337	1400	▲ 1405	1432	1437	1500	1505
Woodlesford	d	1308		1340		1408		1440		1508	
Castleford	d	13a17		1351		14a17		1451		15a17	
Normanton	d			1357				1457			
Wakefield Kirkgate	d		1323	1404	1355		1423	1504	1455		1523
Darton	d			1415				1515			
Barnsley	a		1339	1421	1411		1439	1521	1513		1539
Wombwell	a			1429				1529			
Elsecar	a			1432				1532			
Chapelton	a			1438				1538			
Meadowhall	a		1352	1446	1427		1452	1546	1527		1551
Sheffield	a		1402	1456	1437		1502	1556	1537		1603
▲											
Leeds	d	1532	1537	1600	▲ 1605	1632	1637	1705	1716	1732	1737
Woodlesford	d	1540		1608		1640			1724	1740	
Castleford	d	1551		16a17		1651			17c34	1751	
Normanton	d	1557				1657		1718		1757	
Wakefield Kirkgate	d	1604	1555		1623	1704	1655	1723		1804	1755
Darton	d	1615				1715				1815	
Barnsley	a	1621	1611		1639	1721	1711	1739		1821	1811
Wombwell	a	1629				1729				1829	
Elsecar	a	1632				1732				1832	
Chapelton	a	1638				1738				1838	
Meadowhall	a	1646	1627		1652	1746	1727	1751		1846	1827
Sheffield	a	1656	1637		1702	1756	1737	1803		1856	1838
SO SX											
▲											
Leeds	d	1800	1805	1832	1837	1843	1859	▲ 1905	1937	1943	2005
Woodlesford	d	1808		1840			1908		1945		2013
Castleford	d	18a17		1851			19c18		1956		20a22
Normanton	d			1900					2002		
Wakefield Kirkgate	d		1823	1905	1855	1859		1924	2007	2000	
Darton	d			1919					2019		
Barnsley	a		1839	1926	1911	1915		1940	2024	2016	
Wombwell	a			1931					2029		
Elsecar	a			1935					2033		
Chapelton	a			19e38					2038		
Meadowhall	a		1852	1947	1928	1933		1952	2045	2033	
Sheffield	a		19c04	1956	1939	1943		2004	2058	2044	

Notes: appear at end.

Hallam Line

		Mondays to Saturdays							Towards Sheffield			
									SX	SO		
Leeds	d	2030	2037	2105	2137	2208	2237	2237				
Woodlesford	d		2045	2113	2145	2216	2245	2245				
Castleford	d		2056	21a22	2156	22a27	2256	2256				
Normanton	d		2102		2202		2301	2301				
Wakefield Kirkgate	d	2046	2107		2207		2310	23a10				
Darton	d		2118		2221		2324					
Barnsley	a	2102	2124		2227		2331					
Wombwell	a		2129		2233		2336					
Elsecar	a		2133		2236		2340					
Chapelton	a		2138		2242		2345					
Meadowhall	a	21b18	2145		2247		2351					
Sheffield	a	2130	2157		2258		0002					
Sundays												
Leeds	d	0834	▲ 0905	0934	▲ 1002	1017	▲ 1057	1117	▲ 1129	▲ 1229	1234	
Woodlesford	d	0842		0942		1025		1125			1242	
Castleford	d	0853		09a50		1036		11a33			1253	
Normanton	d	0858				1041					1258	
Wakefield Kirkgate	d	0903	0921		1018	1046	1113		1146	1246	1304	
Darton	d	0917				1100					1318	
Barnsley	a	0924	0940		1037	1108	1132		1205	1305	1324	
Wombwell	a	0929				1117					1329	
Elsecar	a	0933				1120					1333	
Chapelton	a	0938				1126					1338	
Meadowhall	a	0944	0957		1051	1132	1146		1217	1318	1348	
Sheffield	a	0955	1004		1102	1144	1156		1229	1329	1358	
Leeds	d	1317	▲ 1405	1417	▲ 1505	1517	▲ 1604	1617	▲ 1705	▲ 1717	▲ 1805	
Woodlesford	d	1325		1425		1525		1625		1725		
Castleford	d	13a33		1436		15a33		1636		17a33		
Normanton	d			1441				1641				
Wakefield Kirkgate	d		1421	1446	1522		1622	1646	1721		1822	
Darton	d			1500				1700				
Barnsley	a		1440	1507	1541		1641	1707	1740		1841	
Wombwell	a			1517				1717				
Elsecar	a			1520				1720				
Chapelton	a			1526				1726				
Meadowhall	a		1454	1535	1555		1656	1734	1755		1856	
Sheffield	a		1506	1544	1605		1705	1744	1805		1905	
Leeds	d	1817	▲ 1904	1917	2017	2117	2217					
Woodlesford	d	1825		1925	2025	2125	2225					
Castleford	d	1836		19a35	2036	21a33	2236					
Normanton	d	1840			2041		2241					
Wakefield Kirkgate	d	1845	1921		2046		2246					
Darton	d	1859			2100		2300					
Barnsley	a	1905	1940		2107		2307					
Wombwell	a	1917			2117		2317					
Elsecar	a	1920			2120		2320					
Chapelton	a	1926			2126		2326					
Meadowhall	a	1932	1954		2133		2330					
Sheffield	a	1943	2004		2142		2343					

Notes: appear at end.

Hallam Line

Notes:

a Arrive.

d Depart.

b 1 minute later on Saturdays.

c 1 minute earlier on Saturdays.

e 2 minutes later on Saturdays.

s Stops to set down only.

▲ Through train to or from Nottingham.

◆ Through train from Chesterfield.

◆ Through train to Wakefield Westgate.

★ Through train from Retford.

● Through train from Lincoln.

SO Saturdays only.

SX Saturdays excepted.

FSO Fridays and Saturdays only.

FSX Fridays and Saturdays excepted.

For details of other trains between Barnsley, Meadowhall and Sheffield please see SYPTE timetable.

Passengers are advised to allow a minimum connecting time of 10 minutes between trains at Leeds station.

Train Operators

All train operators welcome comments on any aspect of your journey. For services on this line please contact:

Northern

Customer Relations

Northern Rail

Freepost (RLSL-ABEC-BGUU)

Leeds LS1 4DY

Customer Relations: **0845 00 00 125**

(Textphone: **0845 604 5608**)

Lost property: **0845 00 00 125**

or email lost.property@northernrail.org

Assistance helpline: **Freephone 08081 56 16 06**

or email assistance@northernrail.org

Website: www.northernrail.org

Email: customer.relations@northernrail.org

Changes to Train Services

Engineering work sometimes affects weekend services and passengers are advised to check with National Rail Enquiries on **08457 48 49 50** (24 hours) before travelling, or visit the web site at www.nationalrail.co.uk. The information shown in this timetable is subject to alteration, especially around public holidays.

The latest information on train running is available by phoning **TrainTracker™** from National Rail Enquiries on **0871 200 4915** or by texting **TrainTracker™**. Text to **84950**.

Tickets

Before you board the train

At staffed stations you must have a valid ticket or pass for your journey. This is a legal requirement which applies when the ticket office is open. When boarding at unstaffed stations, you must buy your ticket on the train unless you already have a valid ticket or pass.

Buying your ticket

You can buy your ticket from station ticket offices, quickfare ticket machines and some travel agents. If your journey starts at a station where no staff are in attendance, you can buy your ticket from the conductor on the train. Please purchase a ticket for the journey you are making as you risk prosecution if you travel without a valid ticket or pass. Through ticketing is available from the National Rail network to the **Keighley & Worth Valley Railway**, and to **Leeds Bradford International Airport** using bus service 757 from and to Leeds station.

Plusbus

You can buy a ticket for both your rail journey and bus travel in one simple go - it's called Plusbus.

Plusbus is a discount price bus pass that you buy with your train ticket. It gives you unlimited bus travel either at the start, the end, or both ends of your train travel on most local bus services where Plusbus is available.

For more information on Plusbus, where it is available and the areas it covers, pick up a leaflet from your local staffed rail station or visit www.plusbus.info

Disabled Travellers

The train operators will do all they can to assist with your journey. See contact details above.

Taxis from Stations

At all main stations there is a taxi rank outside the station from which taxis are normally available. At many other stations there is a taxi rank or cab office nearby. To find out more information to assist your journey you can download the Traintaxi guide from the Internet at www.traintaxi.co.uk This gives information for all stations on the national rail network, including names and contact details of cab firms to enable pre-booking.

Smoking Policy

All trains and stations are now designated as “no smoking” areas throughout. Please respect other passengers’ rights to enjoy a smoke free environment.

Passenger Representation

If you have a complaint that has not been dealt with to your satisfaction, you can write to the national rail passenger watchdog Passenger Focus at:

Freepost (RRRE-ETTC-LEET), PO Box 4257,
Manchester, M60 3AR.

Tel: **0300 123 2350**. Fax: **0845 850 1392**

Email: info@passengerfocus.org.uk

Website: www.passengerfocus.org.uk

British Transport Police

British Transport Police are responsible for law and order on the railway network. If you notice any acts of vandalism, theft or trespass on the railway or see anything suspicious please contact the 24 hour helpline on **0800 40 50 40** or Crimestoppers on **0800 555 111**.

Network Rail National Helpline

A 24 hour service for taking reports on infrastructure issues: track and embankments, fencing, level crossings, trees, vegetation and litter. Tel: **08457 11 41 41**.

Every care and attention has been taken to ensure the accuracy of the information contained in this publication. Metro accepts no responsibility for any inconvenience caused as a result of alterations or inaccuracies.



METRO

www.wymetro.com

KEEP INTO TOUCH

www.wymetro.com

Visit www.wymetro.com for the very latest public transport updates and news including timetables, tickets, journey planner & lots more.

Online



Messenger

www.wymetro.com/messenger



Twitter

twitter.com/metrotravelnews



Facebook

www.facebook.com/westyorkshiremetro

Text



yournextbus

Text your bus stop number to 63876*
wypte.acislive.com/mobile

Telephone



MetroLine (Local travel) **0113 245 7676**

Traveline (National travel) **0871 200 22 33****

National Rail Enquiries **08457 48 49 50**

For timetables in large print, Braille, audio CD or tape, please contact us on **0113 245 7676** - Typetalk friendly.

*One standard outbound message rate + no more than 12p for our reply **10p per minute + any network provider charges

Published by Metro. 40-50 Wellington Street, Leeds LS1 2DE
Telephone 0113 251 7272