





13 December 2009 to 22 May 2010

M

METRO

# Hallam Train Times

-  Free parking
-  Non Metro station
-  Staff in attendance
-  Cycle storage

*Includes  
improved  
express service*

Leeds  

Woodlesford  

Castleford

Normanton 

Wakefield Kirkgate  

Darton 

Barnsley    

Meadowhall    

Sheffield   

Including all trains  
between Leeds and Castleford



**National Rail**

*Britain's train companies working together*

Save time and download your timetables from

[www.wymetro.com](http://www.wymetro.com)



# Hallam Line Timetable

West Yorkshire local rail services between Leeds and Wakefield Kirkgate / Darton are operated by Northern in accordance with the requirements of Metro.

This timetable shows all trains between Leeds and Sheffield via Barnsley and all trains between Leeds and Castleford. Additional trains run between Leeds and Sheffield via Moorthorpe (see Wakefield Line timetable). For a summary of all trains between Leeds and Sheffield (both routes), see the Leeds - Sheffield composite timetable. Other trains also run between Barnsley and Sheffield.

# Hallam Line

		Mondays to Saturdays					Towards Leeds			
		SX	SX	SX	SX	SX	SX	★		
<b>Sheffield</b>	d	0550		0606	0649		0706	0720	0751	
<b>Meadowhall</b>	d	0556		0612	0655		0712	0726	0757	
Chapelton	d			0618			0718			
Elsecar	d			0623			0723			
Wombwell	d			0627			0727			
<b>Barnsley</b>	d	0610		0633	0712		0733	0742	0812	
Darton	d			0638			0738			
<b>Wakefield</b> Kirkgate	d	0628		0650	0728		0750	0758	0828	
Normanton	d	0633		0654	0733		0754			
<b>Castleford</b>	d		0641	0703		0738	0754	0802		0832
Woodlesford	d		0650	0712		0747	0803	0812		0841
<b>Leeds</b>	a	0649	0704	0728	0751	0801	0819	0825	0821	0849
			▲				▲			▲
<b>Sheffield</b>	d	0806	0818	0851		0906	0918	0951		1006
<b>Meadowhall</b>	d	0812	0824	0857		0912	0924	0957		1012
Chapelton	d	0818				0918				1018
Elsecar	d	0823				0923				1023
Wombwell	d	0827				0927				1027
<b>Barnsley</b>	d	0833	0842	0912		0933	0942	1012		1033
Darton	d	0838				0938				1038
<b>Wakefield</b> Kirkgate	d	0850	0858	0928		0950	0958	1028		1050
Normanton	d	0854				0954				1054
<b>Castleford</b>	d	0902			0932	1002			1032	1102
Woodlesford	d	0912			0941	1012			1041	1112
<b>Leeds</b>	a	0925	0919	0949	0953	1025	1018	1048	1055	1125
			▲							▲
<b>Sheffield</b>	d	1051		1106	1118	1151		1206	1218	1251
<b>Meadowhall</b>	d	1057		1112	1124	1157		1212	1224	1257
Chapelton	d			1118				1218		
Elsecar	d			1123				1223		
Wombwell	d			1127				1227		
<b>Barnsley</b>	d	1112		1133	1142	1212		1233	1242	1312
Darton	d			1138				1238		
<b>Wakefield</b> Kirkgate	d	1128		1150	1158	1228		1250	1258	1328
Normanton	d			1154				1254		
<b>Castleford</b>	d		1132	1202			1232	1302		1332
Woodlesford	d		1141	1212			1241	1312		1341
<b>Leeds</b>	a	1148	1153	1225	1218	1248	1254	1325	1318	1348
			▲							▲
<b>Sheffield</b>	d	1306	1318	1351		1406	1418	1451		1506
<b>Meadowhall</b>	d	1312	1324	1357		1412	1424	1457		1512
Chapelton	d	1318				1418				1518
Elsecar	d	1323				1423				1523
Wombwell	d	1327				1427				1527
<b>Barnsley</b>	d	1333	1342	1412		1433	1442	1512		1533
Darton	d	1338				1438				1538
<b>Wakefield</b> Kirkgate	d	1350	1358	1428		1450	1458	1528		1550
Normanton	d	1354				1454				1554
<b>Castleford</b>	d	1402			1432	1502			1532	1602
Woodlesford	d	1412			1441	1512			1541	1612
<b>Leeds</b>	a	1425	1418	1448	1453	1525	1518	1548	1553	1625

**Notes:** appear at end.

# Hallam Line

Mondays to Saturdays					Towards Leeds					
<b>Sheffield</b>	d	1551	1606	▲	1618	1651	1706	▲	1718	1751
<b>Meadowhall</b>	d	1557	1612		1624	1657	1712		1724	1757
Chapelton	d		1618				1718			
Elsecar	d		1623				1723			
Wombwell	d		1627				1727			
<b>Barnsley</b>	d	1612	1633		1642	1712	1733		1742	1812
Darton	d		1638				1738			
<b>Wakefield</b> Kirkgate	d	1628	1650		1658	1728	1750		1758	1832
Normanton	d		1654				1754			
<b>Castleford</b>	d		1632		1702		1730		1802	1857
Woodlesford	d		1641		1712		1741		1812	1906
<b>Leeds</b>	a	1648	1655		1725	1718	1748		1753	1825
									1818	1851
									1825	1920

					SO	SX						
<b>Sheffield</b>	d	1806	▲	1818	1851	▲	1906	▲	1918	1922	1951	2006
<b>Meadowhall</b>	d	1812		1824	1857		1912		1924	1928	1957	2012
Chapelton	d	1818					1918					2018
Elsecar	d	1823					1923					2023
Wombwell	d	1827					1927					2027
<b>Barnsley</b>	d	1833		1842	1914		1933		1942	1942	2012	2033
Darton	d	1838					1938					2038
<b>Wakefield</b> Kirkgate	d	1850		1858	1932		1950		1958	1958	2028	2050
Normanton	d	1854					1954					2054
<b>Castleford</b>	d	1903				1937	2002				2032	2102
Woodlesford	d	1913				1946	2012				2044	2112
<b>Leeds</b>	a	1927		1923	1955	2000	2026		2019	2019	2048	2057
											2057	2126

					F50	F5X	F5X					
<b>Sheffield</b>	d	▲	2018		2106		2206		2324			
<b>Meadowhall</b>	d		2024		2112		2212		2330			
Chapelton	d				2118		2218		2336			
Elsecar	d				2123		2223		2341			
Wombwell	d				2127		2227		2345			
<b>Barnsley</b>	d		2042		2133		2233		2351			
Darton	d				2138		2238		2356			
<b>Wakefield</b> Kirkgate	d		2058		2152		2250		2250		00s10	
Normanton	d				2157		2254		2254			
<b>Castleford</b>	d				2132		2205		2234		2302	2321
Woodlesford	d				2141		2214		2243		2313	2330
<b>Leeds</b>	a		2122		2153		2228		2257		2328	2344

## Sundays

					Z	Z		Z		
<b>Sheffield</b>	d	0839	0917		1039	1117		1216	1239	1317
<b>Meadowhall</b>	d	0845	0923		1045	1123		1223	1245	1323
Chapelton	d	0851			1051			1255		
Elsecar	d	0856			1056			1300		
Wombwell	d	0900			1100			1304		
<b>Barnsley</b>	d	0910	0937		1110	1137		1237	1310	1337
Darton	d	0915			1115			1315		
<b>Wakefield</b> Kirkgate	d	0930	0955		1130	1153		1253	1330	1353
Normanton	d	0934			1134			1334		
<b>Castleford</b>	d	0942			1042	1141		1242		1442
Woodlesford	d	0952			1051	1151		1252		1451
<b>Leeds</b>	a	1004	1015		1104	1205		1218	1304	1318
									1404	1418
									1404	1504

**Notes:** appear at end.

# Hallam Line

## Sundays

## Towards Leeds

		Z	Z	Z	●	Z	Z	Z	Z		
<b>Sheffield</b>	d	1417	1439	1517		1617	1639	1717	1817	1839	
<b>Meadowhall</b>	d	1423	1445	1523		1623	1645	1723	1823	1845	
Chapelton	d		1451				1651			1851	
Elsecar	d		1456				1656			1856	
Wombwell	d		1500				1700			1900	
<b>Barnsley</b>	d	1437	1510	1537		1637	1710	1737	1837	1910	
Darton	d		1515				1715			1915	
<b>Wakefield</b> Kirkgate	d	1453	1530	1553		1653	1730	1753	1853	1930	
Normanton	d		1534				1734			1934	
<b>Castleford</b>	d		1541		1642		1742		1842	1944	
Woodlesford	d		1551		1651		1751		1851	1953	
<b>Leeds</b>	a	1518	1604	1618	1704	1718	1805	1818	1904	1918	2005

		Z	Z		●				
<b>Sheffield</b>	d	1916		2017	2039		2239		
<b>Meadowhall</b>	d	1923		2023	2045		2245		
Chapelton	d				2051		2251		
Elsecar	d				2056		2256		
Wombwell	d				2100		2300		
<b>Barnsley</b>	d	1937		2037	2110		2310		
Darton	d				2115		2315		
<b>Wakefield</b> Kirkgate	d	1953		2053	2130		2330		
Normanton	d				2134		2334		
<b>Castleford</b>	d		2042		2142	2242	2342		
Woodlesford	d		2051		2151	2251	2351		
<b>Leeds</b>	a	2018	2103	2116	2204	2304	0004		

## Towards Sheffield

### Mondays to Saturdays

		SX	SX	SX				SO	SX		
				▲		▲			▲		
<b>Leeds</b>	d	0546		0605	0638	0700	0705	0729	0735	0800	0802
Woodlesford	d	0554			0646	0708		0737		0808	
<b>Castleford</b>	d	06a03			0657	07a19		0748		08a17	
Normanton	d				0703			0754			
<b>Wakefield</b> Kirkgate	d		0604	0621	0708		0725	0804	0755		0823
Darton	d		0615		0719			0815			
<b>Barnsley</b>	a		0620	0637	0725		0740	0821	0811		0839
Wombwell	a		0626		0730			0829			
Elsecar	a		0629		0734			0832			
Chapelton	a		0635		0739			0838			
<b>Meadowhall</b>	a		0641	0649	0748		0753	0845	0831		0852
<b>Sheffield</b>	a		0655	0700	0757		0805	0855	0839		0902

		SO	SX								
		▲				▲				▲	
<b>Leeds</b>	d	0805	0805	0832	0837	0900	0905	0932	0937	1000	1005
Woodlesford	d		0815	0840		0908		0940		1008	
<b>Castleford</b>	d		08a24	0851		09a17		0951		10a18	
Normanton	d			0857				0957			
<b>Wakefield</b> Kirkgate	d	0823		0904	0855		0923	1004	0955		1023
Darton	d			0915				1015			
<b>Barnsley</b>	a	0839		0923	0911		0939	1021	1012		1039
Wombwell	a			0929				1029			
Elsecar	a			0932				1032			
Chapelton	a			0938				1038			
<b>Meadowhall</b>	a	0852		0946	0928		0952	1046	1027		1052
<b>Sheffield</b>	a	0902		0956	0937		1002	1056	1037		1102

**Notes:** appear at end.

# Hallam Line

<b>Mondays to Saturdays</b>				<b>Towards Sheffield</b>										
<b>Leeds</b>	d	1032	1037	1100	▲	1105	1132	1137	1200	▲	1205	1232	1237	
Woodlesford	d	1040		1108			1140		1208			1240		
<b>Castleford</b>	d	1051		11a17			1151		12a17			1251		
Normanton	d	1057					1157					1257		
<b>Wakefield</b> Kirkgate	d	1104	1055			1123	1204	1155			1223	1304	1255	
Darton	d	1115					1215					1315		
<b>Barnsley</b>	a	1121	1111			1139	1221	1211			1239	1321	1311	
Wombwell	a	1129					1229					1329		
Elsecar	a	1132					1232					1332		
Chapelton	a	1138					1238					1338		
<b>Meadowhall</b>	a	1146	1127			1152	1246	1227			1252	1346	1327	
<b>Sheffield</b>	a	1156	1137			1202	1256	1237			1302	1356	1337	
<b>Leeds</b>	d	1300	▲	1305	1332	1337	▲	1400	1405	1432	1437	▲	1500	1505
Woodlesford	d	1308			1340			1408		1440			1508	
<b>Castleford</b>	d	13a17			1351			14a17		1451			15a17	
Normanton	d				1357					1457				
<b>Wakefield</b> Kirkgate	d			1323	1404	1355			1423	1504	1455		1523	
Darton	d				1415					1515				
<b>Barnsley</b>	a			1339	1421	1411			1439	1521	1511		1539	
Wombwell	a				1429					1529				
Elsecar	a				1432					1532				
Chapelton	a				1438					1538				
<b>Meadowhall</b>	a			1352	1446	1427			1452	1546	1527		1552	
<b>Sheffield</b>	a			1402	1456	1437			1502	1556	1537		1602	
<b>Leeds</b>	d	1532	▲	1537	1600	▲	1605	1632	1637	▲	1705	1716	1732	1737
Woodlesford	d	1540			1608			1640			1724	1740		
<b>Castleford</b>	d	1551			16a17			1651			17a33	1751		
Normanton	d	1557						1657			1718	1757		
<b>Wakefield</b> Kirkgate	d	1604		1555			1623	1704	1655	1723		1804	1755	
Darton	d	1615						1715				1815		
<b>Barnsley</b>	a	1621		1611			1639	1721	1711	1739		1821	1811	
Wombwell	a	1629						1729				1829		
Elsecar	a	1632						1732				1832		
Chapelton	a	1638						1738				1838		
<b>Meadowhall</b>	a	1646		1627			1652	1746	1725	1751		1846	1827	
<b>Sheffield</b>	a	1656		1637			1702	1756	1737	1802		1856	1838	
							<b>SO</b>	<b>SX</b>	<b>SO</b>		<b>SX</b>			
<b>Leeds</b>	d	1800	▲	1805	1832	1837	1843	1900	▲	1905	1911	1937	1943	
Woodlesford	d	1808			1840			1908			1919	1945		
<b>Castleford</b>	d	18a17			1851			19a18			19a28	1956		
Normanton	d				1857							2002		
<b>Wakefield</b> Kirkgate	d			1823	1904	1855	1859			1923		2007	2000	
Darton	d				1915							2019		
<b>Barnsley</b>	a			1839	1924	1911	1915			1940		2024	2016	
Wombwell	a				1929							2029		
Elsecar	a				1933							2033		
Chapelton	a				1938							2038		
<b>Meadowhall</b>	a			1852	1946	1927	1933			1952		2045	2032	
<b>Sheffield</b>	a			1903	1957	1937	1943			2003		2058	2044	

**Notes:** appear at end.

# Hallam Line

									Towards Sheffield		
									SX	SO	
<b>Mondays to Saturdays</b>											
<b>Leeds</b>	d	2005	2030	2037	2105	2137	2205	2237	2237		
Woodlesford	d	2013		2045	2113	2145	2213	2245	2245		
<b>Castleford</b>	d	20a22		2056	21a22	2156	22a22	2256	2256		
Normanton	d			2102		2202		2301	2301		
<b>Wakefield</b> Kirkgate	d		2046	2107		2207		2310	23a10		
Darton	d			2118		2218		2324			
<b>Barnsley</b>	a		2102	2124		2225		2331			
Wombwell	a			2129		2230		2336			
Elsecar	a			2133		2234		2340			
Chapelton	a			2138		2239		2345			
<b>Meadowhall</b>	a		2117	2145		2247		2351			
<b>Sheffield</b>	a		2130	2158		2258		0002			
<b>Sundays</b>											
		<b>Z</b>		<b>Z</b>		<b>Z</b>		<b>Z</b>		<b>Z</b>	
<b>Leeds</b>	d	0834	0905	0934	1002	1017	1057	1117	1129	1229	1234
Woodlesford	d	0842		0942		1025		1125			1242
<b>Castleford</b>	d	0853		09a50		1036		11a33			1253
Normanton	d	0858				1041					1258
<b>Wakefield</b> Kirkgate	d	0903	0921		1018	1046	1113		1146	1246	1304
Darton	d	0917				1100					1318
<b>Barnsley</b>	a	0924	0940		1037	1108	1132		1205	1305	1324
Wombwell	a	0929				1117					1329
Elsecar	a	0933				1120					1333
Chapelton	a	0938				1126					1338
<b>Meadowhall</b>	a	0944	0955		1051	1132	1146		1217	1318	1347
<b>Sheffield</b>	a	0955	1004		1100	1144	1156		1229	1329	1358
		<b>Z</b>		<b>Z</b>		<b>Z</b>		<b>Z</b>		<b>Z</b>	
<b>Leeds</b>	d	1317	1405	1417	1505	1517	1605	1617	1705	1717	1805
Woodlesford	d	1325		1425		1525		1625		1725	
<b>Castleford</b>	d	13a33		1436		15a33		1636		17a33	
Normanton	d			1441				1641			
<b>Wakefield</b> Kirkgate	d		1421	1446	1522		1622	1646	1721		1822
Darton	d			1500				1700			
<b>Barnsley</b>	a		1440	1507	1541		1641	1707	1740		1841
Wombwell	a			1517				1717			
Elsecar	a			1520				1720			
Chapelton	a			1526				1726			
<b>Meadowhall</b>	a		1454	1535	1555		1656	1734	1755		1856
<b>Sheffield</b>	a		1506	1545	1605		1705	1744	1805		1905
		<b>Z</b>		<b>Z</b>		<b>Z</b>		<b>Z</b>		<b>Z</b>	
<b>Leeds</b>	d	1817	1904	1917	2017	2117	2217				
Woodlesford	d	1825		1925	2025	2125	2225				
<b>Castleford</b>	d	1836		19a35	2036	21a33	2236				
Normanton	d	1840			2041		2241				
<b>Wakefield</b> Kirkgate	d	1845	1920		2046		2246				
Darton	d	1859			2100		2300				
<b>Barnsley</b>	a	1905	1940		2107		2307				
Wombwell	a	1917			2117		2317				
Elsecar	a	1920			2120		2320				
Chapelton	a	1926			2126		2326				
<b>Meadowhall</b>	a	1932	1954		2133		2330				
<b>Sheffield</b>	a	1943	2004		2142		2343				

**Notes:** appear at end.

# Hallam Line

---

## Notes:

a Arrive.

d Depart.

s Stops to set down only.

◆ Through train to or from Chesterfield.

▲ Through train to or from Nottingham.

★ Through train to or from Retford.

◆ Through train to Wakefield Westgate.

● Through train to or from Lincoln.

**Z** Until 28 March through train to or from Nottingham; from 4 April through train to or from Chesterfield.

**SO** Saturdays only.

**SX** Saturdays excepted.

**FSO** Fridays and Saturdays only.

**FSX** Fridays and Saturdays excepted.

For details of other trains between Barnsley, Meadowhall and Sheffield please see SYPTE timetable.

Passengers are advised to allow a minimum connecting time of 10 minutes between trains at Leeds station.

All trains in this timetable are operated by Northern.



**METRO**

information

**Metro provides impartial advice and information about bus and train services in West Yorkshire.**

Get real-time information on the move with Metro's **yournextbus** or National Rail's **TrainTracker™** real-time systems. Go to [www.wymetro.com](http://www.wymetro.com) for details.

Visit **www.wymetro.com** to:


- download bus and train timetables.
- find out about concessionary travel.
- get information on multi-journey tickets.
- plan a journey in Yorkshire with Yorkshire Journey Planner.

Call **MetroLine** on **0113 245 7676**. We're open 0700 to 2200 daily (excluding Christmas Day, Boxing Day and New Year's Day).

Call into a **Travel Centre** at any staffed bus or rail station in West Yorkshire.

If you would like to receive timetables in large print, Braille, audio CD or tape, please contact us on 0113 245 7676 - Typetalk friendly.

Published by Metro. 40-50 Wellington Street, Leeds LS1 2DE.  
Telephone: 0113 251 7272

<b>Local Travel</b>	<b>MetroLine</b> Buses and Trains	<b>0113 245 7676</b>
Open 7am to 10pm - 7 days a week		
<b>National Travel</b>	 <b>traveline</b> public transport info	<b>0871 200 22 33*</b>
Open 7am to 9pm - 7 days a week		
<b>Rail Travel</b>	<b>National Rail Enquiries</b>	<b>08457 48 49 50</b>
Open 24 hours a day - 7 days a week		

\*10p per minute plus any charges your network provider makes

Please recycle this leaflet after use

