






17 May to 12 December 2009



**METRO**

# Harrogate Train Times

 Free parking
 Non Metro station
 Staff in attendance
 Cycle storage



**National Rail**

*Britain's train companies working together*

Save time and download your timetables from

[www.wymetro.com](http://www.wymetro.com)



# Harrogate Line Timetable

West Yorkshire local rail services between Leeds and Horsforth are operated by Northern in accordance with the requirements of Metro.

This timetable shows all trains between Leeds and York via Harrogate and Knaresborough. Additional trains run between Leeds and York via Micklefield (see York & Selby Lines timetable).

## Train Operators

All train operators welcome comments on any aspect of your journey. For services on this line please contact:

### Northern

Customer Relations

Northern Rail Ltd

PO Box 208

Leeds LS1 2BU

Customer Relations: **0845 00 00 125**

Lost property: **0870 602 3322**

or email [lost.property@northernrail.org](mailto:lost.property@northernrail.org)

Assistance helpline: **08456 008 008**

or [assistance@northernrail.org](mailto:assistance@northernrail.org)

Web site: [www.northernrail.org](http://www.northernrail.org)

Email: [customer.relations@northernrail.org](mailto:customer.relations@northernrail.org)

## **National Express East Coast**

Customer Relations

National Express East Coast

2nd Floor Baron House

Neville Street

Newcastle upon Tyne NE1 5DN

Customer Relations: **08457 225 333**

Assisted Travel: **08457 225 444**

or email [assistedtravel@nationalexpress.com](mailto:assistedtravel@nationalexpress.com)

Ticket Sales: **08457 225 225**

Web site: [www.nationalexpress.com](http://www.nationalexpress.com)

Email: [c.relations@nationalexpress.com](mailto:c.relations@nationalexpress.com)

Lost property: [l.property@nationalexpress.com](mailto:l.property@nationalexpress.com)

## **Changes to Train Services**

Engineering work sometimes affects weekend services and passengers are advised to check with National Rail Enquiries on **08457 48 49 50** (24 hours) before travelling, or visit the web site at [www.nationalrail.co.uk](http://www.nationalrail.co.uk). The information shown in this timetable is subject to alteration, especially around public holidays.

## **Tickets**

### **Before you board the train**

At staffed stations you must have a valid ticket or pass for your journey. This is a legal requirement which applies when the ticket office is open. When boarding at unstaffed stations, you must buy your ticket on the train unless you already have a valid ticket or pass.

### **Buying your ticket**

You can buy your ticket from station ticket offices, quickfare ticket machines and some travel agents. If your journey starts at a station where no staff are in attendance, you can buy your ticket from the conductor on the train. Please purchase a ticket for the journey you are making as you risk

prosecution if you travel without a valid ticket or pass. Through ticketing is available from the National Rail network to the **Keighley & Worth Valley Railway, and to Leeds Bradford International Airport** using the 757 bus link from and to Leeds station.

## **Disabled Travellers**

The train operators will do all they can to assist with your journey. See contact details above.

## **Taxis from Stations**

At all main stations there is a taxi rank outside the station from which taxis are normally available. At many other stations there is a taxi rank or cab office nearby. To find out more information to assist your journey you can download the Traintaxi guide from the Internet at [www.traintaxi.co.uk](http://www.traintaxi.co.uk). This gives information for all stations on the national rail network, including names and contact details of cab firms to enable pre-booking.

## **Smoking Policy**

All trains and stations are now designated as “no smoking” areas throughout. Please respect other passengers’ rights to enjoy a smoke free environment.

## **Passenger Representation**

If you have a complaint that has not been dealt with to your satisfaction, you can write to the national rail passenger watchdog Passenger Focus at:

PO Box 4257,

FREEPOST,

Manchester, M60 3RR.

Tel: **08453 022 022**. Fax: **0845 850 1392**

Email: [info@passengerfocus.org.uk](mailto:info@passengerfocus.org.uk)

Web Site: [www.passengerfocus.org.uk](http://www.passengerfocus.org.uk)

## **British Transport Police**

British Transport Police are responsible for law and order on the railway network. If you notice any acts of vandalism, theft or trespass on the railway or see anything suspicious please contact the 24 hour helpline on **0800 40 50 40** or Crimestoppers on **0800 555 111**.

## **Network Rail National Helpline**

A 24 hour service for taking reports on infrastructure issues: track and embankments, fencing, level crossings, trees, vegetation and litter. Tel: **08457 11 41 41**.

Every care and attention has been taken to ensure the accuracy of the information contained in this publication. Metro accepts no responsibility for any inconvenience caused as a result of alterations or inaccuracies.

# Harrogate Line

## Mondays to Fridays

GR										
<b>York</b>	d					0652				0757
Poppleton	d					0656				0801
Hammerton	d					0704				0809
Cattal	d					0707				0812
<b>Knareborough</b>	d		0700			0724	0742	0756		0821 0856
Starbeck	d		0703			0727	0745	0759		0824 0859
<b>Harrogate</b>	a		0708			0732	0750	0804		0829 0904
<b>Harrogate</b>	d	0606	0630	0711	0728	0740	0751	0806	0814	0830 0905
Hornbeam Park	d	0608	0632	0714		0742	0754		0817	0833
Pannal	d	0613	0637	0719		0747	0759		0822	0838
Weeton	d	0618	0642	0723		0751	0803		0826	0842
Horsforth	d	0628	0650	0732	07u45	0800	0812	0822	0835	0851 0921
Headingley	d	0632	0654	0736		0804	0816	0826	0839	0855 0925
Burley Park	d	0634	0656	0738		0806	0818	0829	0841	0857 0927
<b>Leeds</b>	a	0644	0708	0748	0757	0817	0829	0840	0852	0908 0937

<b>York</b>	d	0845	0910		1011		1111		1211		1311
Poppleton	d	0850	0914		1015		1115		1215		1315
Hammerton	d	0858	0922		1023		1123		1223		1323
Cattal	d	0901	0926		1026		1126		1226		1326
<b>Knareborough</b>	d	0910	0935	1005	1035	1105	1135	1205	1235	1305	1335
Starbeck	d	0913	0938	1008	1038	1108	1138	1208	1238	1308	1338
<b>Harrogate</b>	a	0918	0943	1013	1043	1113	1143	1213	1243	1313	1343
<b>Harrogate</b>	d	0919	0944	1014	1044	1114	1144	1214	1244	1314	1344
Hornbeam Park	d	0922	0947	1017	1047	1117	1147	1217	1247	1317	1347
Pannal	d	0927	0952	1022	1052	1122	1152	1222	1252	1322	1352
Weeton	d	0931	0956	1026	1056	1126	1156	1226	1256	1326	1356
Horsforth	d	0940	1005	1035	1105	1135	1205	1235	1305	1335	1405
Headingley	d	0944	1009	1039	1109	1139	1209	1239	1309	1339	1409
Burley Park	d	0947	1011	1041	1111	1141	1211	1241	1311	1341	1411
<b>Leeds</b>	a	0956	1022	1052	1122	1152	1222	1252	1322	1352	1422

<b>York</b>	d		1411		1511		1611		1654	1717
Poppleton	d		1415		1515		1615		1658	1721
Hammerton	d		1423		1523		1623		1706	1729
Cattal	d		1426		1526		1626		1709	1732
<b>Knareborough</b>	d	1405	1435	1505	1535	1605	1635	1705	1718	1741 1805
Starbeck	d	1408	1438	1508	1538	1608	1638	1708	1721	1744 1812
<b>Harrogate</b>	a	1413	1443	1513	1543	1613	1643	1714	1726	1749 1817
<b>Harrogate</b>	d	1414	1444	1514	1544	1614	1644	1714	1737	1750 1818
Hornbeam Park	d	1417	1447	1517	1547	1617	1647	1717	1739	1753 1821
Pannal	d	1422	1452	1522	1552	1622	1652	1722	1744	1758 1826
Weeton	d	1426	1456	1526	1556	1626	1656	1726	1749	1802 1830
Horsforth	d	1435	1505	1535	1605	1635	1705	1738	1757	1811 1839
Headingley	d	1439	1509	1539	1609	1639	1709	1742	1801	1815 1843
Burley Park	d	1441	1511	1541	1611	1641	1711	1744	1803	1817 1845
<b>Leeds</b>	a	1452	1522	1552	1622	1652	1722	1755	1817	1828 1855

**Notes:** a Arrive. d Depart.

u Stops to pick up only.

**GR** Operated by National Express East Coast. Through train to or from London.

Passengers are advised to allow a minimum connecting time of 10 minutes between trains at Leeds station.

All trains in this timetable are operated by Northern, except where otherwise stated.

# Harrogate Line

## Mondays to Fridays

<b>York</b>	d	1811		1911	2011	2111	2211		
Poppleton	d	1815		1915	2015	2116	2215		
Hammerton	d	1823		1923	2023	2123	2223		
Cattal	d	1826		1926	2026	2127	2227		
<b>Knaresborough</b>	d	1835	1905	1935	2035	2135	2236		
Starbeck	d	1838	1908	1938	2038	2139	2240		
<b>Harrogate</b>	a	1843	1913	1943	2043	2143	2245		
<b>Harrogate</b>	d	1844	1914	1944	2044	2145	2247		
Hornbeam Park	d	1847	1917	1947	2047	2148	2249		
Pannal	d	1852	1922	1952	2052	2153	2254		
Weeton	d	1856	1926	1956	2056	2158	2259		
Horsforth	d	1905	1935	2005	2105	2206	2308		
Headingley	d	1909	1939	2009	2109	2210	2312		
Burley Park	d	1911	1941	2011	2111	2213	2315		
<b>Leeds</b>	a	1922	1952	2022	2122	2223	2324		

## Saturday

GR									
<b>York</b>	d			0653				0757	0845 0910
Poppleton	d			0657				0801	0849 0914
Hammerton	d			0705				0809	0857 0922
Cattal	d			0708				0812	0900 0926
<b>Knaresborough</b>	d		0647	0721		0751	0821	0851	0909 0935 1005
Starbeck	d		0650	0724		0754	0824	0854	0912 0938 1008
<b>Harrogate</b>	a		0655	0729		0759	0829	0859	0917 0943 1013
<b>Harrogate</b>	d	0606	0656	0731	0744	0800	0830	0900	0918 0944 1014
Hornbeam Park	d	0608	0659	0733		0803	0833	0903	0921 0947 1017
Pannal	d	0613	0704	0738		0808	0838	0908	0926 0952 1022
Weeton	d	0618	0708	0742		0812	0842	0912	0930 0956 1026
Horsforth	d	0628	0717	0751		0821	0851	0921	0939 1005 1035
Headingley	d	0632	0721	0755		0825	0855	0925	0943 1009 1039
Burley Park	d	0634	0723	0757		0827	0857	0927	0947 1011 1041
<b>Leeds</b>	a	0644	0734	0808	0810	0838	0908	0937	0955 1022 1052

<b>York</b>	d	1011		1111		1211		1311	1411
Poppleton	d	1015		1115		1215		1315	1415
Hammerton	d	1023		1123		1223		1323	1423
Cattal	d	1026		1126		1226		1326	1426
<b>Knaresborough</b>	d	1035	1105	1135	1205	1235	1305	1335	1405 1435 1505
Starbeck	d	1038	1108	1138	1208	1238	1308	1338	1408 1438 1508
<b>Harrogate</b>	a	1043	1113	1143	1213	1243	1313	1343	1413 1443 1513
<b>Harrogate</b>	d	1044	1114	1144	1214	1244	1314	1344	1414 1444 1514
Hornbeam Park	d	1047	1117	1147	1217	1247	1317	1347	1417 1447 1517
Pannal	d	1052	1122	1152	1222	1252	1322	1352	1422 1452 1522
Weeton	d	1056	1126	1156	1226	1256	1326	1356	1426 1456 1526
Horsforth	d	1105	1135	1205	1235	1305	1335	1405	1435 1505 1535
Headingley	d	1109	1139	1209	1239	1309	1339	1409	1439 1509 1539
Burley Park	d	1111	1141	1211	1241	1311	1341	1411	1441 1511 1541
<b>Leeds</b>	a	1122	1152	1222	1252	1322	1352	1422	1452 1522 1552

**Notes:** a Arrive. d Depart.

**GR** Operated by National Express East Coast. Through train to or from London.

Passengers are advised to allow a minimum connecting time of 10 minutes between trains at Leeds station. All trains in this timetable are operated by Northern, except where otherwise stated.

# Harrogate Line

## Saturdays

<b>York</b>	d	1511		1611		1654	1717		1811	1911	2011
Poppleton	d	1515		1615		1658	1721		1815	1915	2015
Hammerton	d	1523		1623		1706	1729		1823	1923	2023
Cattal	d	1526		1626		1709	1732		1826	1926	2026
<b>Knarsborough</b>	d	1535	1605	1635	1705	1718	1741	1805	1835	1935	2035
Starbeck	d	1538	1608	1638	1708	1721	1744	1812	1838	1938	2038
<b>Harrogate</b>	a	1543	1613	1643	1714	1726	1749	1817	1843	1943	2043
<b>Harrogate</b>	d	1544	1614	1644	1714	1730	1750	1818	1844	1944	2044
Hornbeam Park	d	1547	1617	1647	1717	1732	1753	1821	1847	1947	2047
Pannal	d	1552	1622	1652	1722	1737	1758	1826	1852	1952	2052
Weeton	d	1556	1626	1656	1726	1742	1802	1830	1856	1956	2056
Horsforth	d	1605	1635	1705	1738	1750	1811	1839	1905	2005	2105
Headingley	d	1609	1639	1709	1742	1754	1815	1843	1909	2009	2109
Burley Park	d	1611	1641	1711	1744	1757	1817	1845	1911	2011	2111
<b>Leeds</b>	a	1622	1652	1722	1755	1807	1828	1855	1922	2022	2122

<b>York</b>	d	2157									
Poppleton	d	2201									
Hammerton	d	2209									
Cattal	d	2212									
<b>Knarsborough</b>	d	2221									
Starbeck	d	2224									
<b>Harrogate</b>	a	2229									
<b>Harrogate</b>	d	2237									
Hornbeam Park	d	2239									
Pannal	d	2244									
Weeton	d	2249									
Horsforth	d	2257									
Headingley	d	2301									
Burley Park	d	2304									
<b>Leeds</b>	a	2314									

## Sundays

<b>York</b>	d				1218	1420	1618	1717	1817	1917	2018
Poppleton	d				1222	1424	1622	1721	1821	1921	2022
Hammerton	d				1230	1432	1630	1729	1829	1929	2030
Cattal	d				1233	1435	1633	1732	1832	1932	2033
<b>Knarsborough</b>	d			1142	1242	1444	1642	1742	1842	1942	2042
Starbeck	d			1145	1245	1447	1645	1745	1845	1945	2045
<b>Harrogate</b>	a				1150	1250	1452	1650	1750	1850	2050
<b>Harrogate</b>	d	0953	1053	1153	1253	1453	1653	1753	1853	1953	2053
Hornbeam Park	d	0956	1056	1156	1256	1456	1656	1756	1856	1956	2056
Pannal	d	1001	1101	1201	1301	1501	1701	1801	1901	2001	2101
Weeton	d	1005	1105	1205	1305	1505	1705	1805	1905	2005	2105
Horsforth	d	1014	1114	1214	1314	1514	1714	1814	1914	2014	2114
Headingley	d	1018	1118	1218	1318	1518	1718	1818	1918	2018	2118
Burley Park	d	1020	1120	1220	1320	1520	1720	1820	1920	2020	2120
<b>Leeds</b>	a	1030	1130	1230	1330	1530	1730	1830	1930	2030	2130

**Notes:** a Arrive. d Depart.

Passengers are advised to allow a minimum connecting time of 10 minutes between trains at Leeds station. All trains in this timetable are operated by Northern, except where otherwise stated.

# Harrogate Line

## Sundays

<b>York</b>	d	2126									
Poppleton	d	2130									
Hammerton	d	2138									
Cattal	d	2141									
<b>Knarborough</b>	d	2150									
Starbeck	d	2153									
<b>Harrogate</b>	a	2158									
<b>Harrogate</b>	d	2202	2305								
Hornbeam Park	d	2204	2308								
Pannal	d	2209	2313								
Weeton	d	2214	2317								
Horsforth	d	2222	2326								
Headingley	d	2226	2330								
Burley Park	d	2229	2332								
<b>Leeds</b>	a	2240	2343								

## Mondays to Fridays

<b>Leeds</b>	d	0609	0629	0713	0743	0759	0829	0859	0929	0959	1029
Burley Park	d	0613	0633	0717	0747	0803	0833	0903	0933	1003	1033
Headingley	d	0616	0636	0720	0750	0806	0836	0906	0936	1006	1036
Horsforth	d	0621	0641	0725	0755	0811	0841	0911	0941	1011	1041
Weeton	d	0629	0649	0733		0819	0849	0919	0949	1019	1049
Pannal	d	0635	0655	0739		0825	0855	0925	0955	1025	1055
Hornbeam Park	d	0640	0700	0744	0810	0830	0900	0930	1000	1030	1100
<b>Harrogate</b>	a	0643	0704	0749	0813	0833	0903	0933	1003	1033	1103
<b>Harrogate</b>	d	0645	0705	0749	0816	0834	0905	0935	1005	1035	1105
Starbeck	d	0649	0708	0752	0819	0838	0908	0938	1008	1038	1108
<b>Knarborough</b>	a	0654	0715	0759	0825	0845	0914	0945	1014	1045	1114
Cattal	d	0703	0727	0807	0836		0923		1022		1122
Hammerton	d	0706	0730	0811	0839		0927		1026		1126
Poppleton	d	0713	0737	0818	0846		0934		1033		1133
<b>York</b>	a	0721	0748	0827	0858		0947		1046		1145

<b>Leeds</b>	d	1059	1129	1159	1229	1259	1329	1359	1429	1459	1529
Burley Park	d	1103	1133	1203	1233	1303	1333	1403	1433	1503	1533
Headingley	d	1106	1136	1206	1236	1306	1336	1406	1436	1506	1536
Horsforth	d	1111	1141	1211	1241	1311	1341	1411	1441	1511	1541
Weeton	d	1119	1149	1219	1249	1319	1349	1419	1449	1519	1549
Pannal	d	1125	1155	1225	1255	1325	1355	1425	1455	1525	1555
Hornbeam Park	d	1130	1200	1230	1300	1330	1400	1430	1500	1530	1600
<b>Harrogate</b>	a	1133	1203	1233	1305	1333	1403	1433	1503	1533	1603
<b>Harrogate</b>	d	1135	1205	1235	1307	1335	1405	1435	1505	1535	1605
Starbeck	d	1138	1208	1238	1310	1338	1408	1438	1508	1538	1608
<b>Knarborough</b>	a	1145	1214	1245	1316	1345	1414	1445	1514	1545	1614
Cattal	d		1222		1324		1422		1522		1622
Hammerton	d		1226		1328		1426		1526		1626
Poppleton	d		1233		1335		1433		1533		1633
<b>York</b>	a		1245		1345		1444		1547		1645

**Notes:** a Arrive. d Depart.

Passengers are advised to allow a minimum connecting time of 10 minutes between trains at Leeds station. All trains in this timetable are operated by Northern, except where otherwise stated.

# Harrogate Line

## Mondays to Fridays

<b>Leeds</b>	d	1559	1629	1642	1659	1713	1729	1744	1759	1829	1859
Burley Park	d	1603	1633	1646	1703	1717	1733	1748	1803	1833	1903
Headingley	d	1606	1636	1649	1706	1720	1736	1751	1806	1836	1906
Horsforth	d	1611	1641	16a55	1711	1725	1741	1756	1811	1841	1911
Weeton	d	1619	1649		1719	1733	1749		1819	1849	1919
Pannal	d	1625	1655		1725	1739	1755		1825	1855	1925
Hornbeam Park	d	1630	1700		1730	1744	1800		1830	1900	1930
<b>Harrogate</b>	a	1633	1703		1733	1747	1803	1815	1833	1903	1933
<b>Harrogate</b>	d	1635	1708		1735	1749	1805	1816	1835	1905	1935
Starbeck	d	1638	1711		1738	1752	1808	1820	1839	1908	1938
<b>Knaresborough</b>	a	1645	1717		1745	1800	1814	1826	1845	1914	1945
Cattal	d		1729				1822			1922	
Hammerton	d		1732				1826			1926	
Poppleton	d		1739				1833			1933	
<b>York</b>	a		1748				1846			1945	

<b>Leeds</b>	d	1929	2029	2129	2229	2329					
Burley Park	d	1933	2033	2133	2233	2333					
Headingley	d	1936	2036	2136	2236	2336					
Horsforth	d	1941	2041	2141	2241	2341					
Weeton	d	1949	2049	2149	2249	2349					
Pannal	d	1955	2055	2155	2255	2355					
Hornbeam Park	d	2000	2100	2200	2301	2359					
<b>Harrogate</b>	a	2003	2103	2203	2308	0006					
<b>Harrogate</b>	d	2005	2105	2205							
Starbeck	d	2008	2108	2208							
<b>Knaresborough</b>	a	2014	2114	2215							
Cattal	d	2022	2122								
Hammerton	d	2026	2126								
Poppleton	d	2033	2133								
<b>York</b>	a	2044	2147								

## Saturdays

<b>Leeds</b>	d	0607	0637	0713	0739	0754	0829	0859	0929	0959	1029
Burley Park	d	0611	0641	0717	0743	0758	0833	0903	0933	1003	1033
Headingley	d	0614	0644	0720	0746	0801	0836	0906	0936	1006	1036
Horsforth	d	0619	0649	0725	0751	0806	0841	0911	0941	1011	1041
Weeton	d	0627	0657	0733	0759	0814	0849	0919	0949	1019	1049
Pannal	d	0633	0703	0739	0805	0820	0855	0925	0955	1025	1055
Hornbeam Park	d	0638	0708	0744	0810	0825	0900	0930	1000	1030	1100
<b>Harrogate</b>	a	0641	0711	0749	0813	0828	0903	0933	1003	1033	1103
<b>Harrogate</b>	d	0645	0714	0749	0816	0829	0905	0935	1005	1035	1105
Starbeck	d	0649	0717	0752	0819	0833	0908	0938	1008	1038	1108
<b>Knaresborough</b>	a	0654	0723	0759	0825	0840	0914	0945	1014	1045	1114
Cattal	d	0703	0731	0807	0836		0923		1022		1122
Hammerton	d	0707	0735	0811	0839		0927		1026		1126
Poppleton	d	0714	0742	0819	0846		0934		1033		1133
<b>York</b>	a	0721	0751	0827	0859		0945		1045		1145

**Notes:** a Arrive. d Depart.

Passengers are advised to allow a minimum connecting time of 10 minutes between trains at Leeds station. All trains in this timetable are operated by Northern, except where otherwise stated.

# Harrogate Line

## Saturdays

<b>Leeds</b>	d	1059	1129	1159	1229	1259	1329	1359	1429	1459	1529
Burley Park	d	1103	1133	1203	1233	1303	1333	1403	1433	1503	1533
Headingley	d	1106	1136	1206	1236	1306	1336	1406	1436	1506	1536
Horsforth	d	1111	1141	1211	1241	1311	1341	1411	1441	1511	1541
Weeton	d	1119	1149	1219	1249	1319	1349	1419	1449	1519	1549
Pannal	d	1125	1155	1225	1255	1325	1355	1425	1455	1525	1555
Hornbeam Park	d	1130	1200	1230	1300	1330	1400	1430	1500	1530	1600
<b>Harrogate</b>	a	1133	1203	1233	1303	1333	1403	1433	1503	1533	1603
<b>Harrogate</b>	d	1135	1205	1235	1305	1335	1405	1435	1505	1535	1605
Starbeck	d	1138	1208	1238	1308	1338	1408	1438	1508	1538	1608
<b>Knaresborough</b>	a	1145	1214	1245	1314	1345	1414	1445	1514	1545	1614
Cattal	d		1222		1322		1422		1522		1622
Hammerton	d		1226		1326		1426		1526		1626
Poppleton	d		1233		1333		1433		1533		1633
<b>York</b>	a		1245		1342		1446		1546		1645

<b>Leeds</b>	d	1559	1629	1659	1713	1729	1759	1829	1929	2029	2120
Burley Park	d	1603	1633	1703	1717	1733	1803	1833	1933	2033	2124
Headingley	d	1606	1636	1706	1720	1736	1806	1836	1936	2036	2127
Horsforth	d	1611	1641	1711	1725	1741	1811	1841	1941	2041	2132
Weeton	d	1619	1649	1719	1733	1749	1819	1849	1949	2049	2140
Pannal	d	1625	1655	1725	1739	1755	1825	1855	1955	2055	2146
Hornbeam Park	d	1630	1700	1730	1744	1800	1830	1900	2000	2100	2151
<b>Harrogate</b>	a	1633	1703	1733	1747	1803	1833	1903	2003	2103	2154
<b>Harrogate</b>	d	1635	1708	1735	1749	1805	1835	1905	2005	2105	2156
Starbeck	d	1638	1711	1738	1752	1808	1838	1908	2008	2108	2159
<b>Knaresborough</b>	a	1645	1717	1745	1800	1814	1845	1914	2014	2114	2206
Cattal	d		1729			1822		1922	2022	2122	
Hammerton	d		1733			1826		1926	2026	2131	
Poppleton	d		1740			1833		1933	2033	2138	
<b>York</b>	a		1747			1846		1945	2045	2148	

<b>Leeds</b>	d	2229	2321								
Burley Park	d	2233	2325								
Headingley	d	2236	2328								
Horsforth	d	2241	2333								
Weeton	d	2249	2341								
Pannal	d	2255	2347								
Hornbeam Park	d	2300	2352								
<b>Harrogate</b>	a	2306	2358								
<b>Harrogate</b>	d										
Starbeck	d										
<b>Knaresborough</b>	a										
Cattal	d										
Hammerton	d										
Poppleton	d										
<b>York</b>	a										

**Notes:** a Arrive, d Depart.

Passengers are advised to allow a minimum connecting time of 10 minutes between trains at Leeds station. All trains in this timetable are operated by Northern, except where otherwise stated.

# Harrogate Line

## Sundays

<b>Leeds</b>	d	0954	1054	1254	1454	1554	1654	1754	1854	1954	2116
Burley Park	d	0959	1059	1259	1459	1559	1659	1759	1859	1959	2121
Headingley	d	1001	1101	1301	1501	1601	1701	1801	1901	2001	2123
Horsforth	d	1007	1107	1307	1507	1607	1707	1807	1907	2007	2129
Weeton	d	1014	1114	1314	1514	1614	1714	1814	1914	2014	2137
Pannal	d	1020	1120	1320	1520	1620	1720	1820	1920	2020	2143
Hornbeam Park	d	1025	1125	1325	1525	1625	1725	1825	1925	2025	2148
<b>Harrogate</b>	a	1031	1128	1328	1528	1628	1728	1828	1928	2028	2151
<b>Harrogate</b>	d		1130	1330	1530	1630	1730	1830	1930	2030	2153
Starbeck	d		1134	1334	1534	1634	1734	1834	1934	2034	2157
<b>Knaresborough</b>	a		1139	1339	1539	1639	1739	1839	1939	2039	2203
Cattal	d		1148	1348	1548	1653	1752	1852	1952	2053	
Hammerton	d		1151	1351	1551	1656	1755	1855	1955	2056	
Poppleton	d		1158	1358	1558	1703	1802	1902	2002	2103	
<b>York</b>	a		1207	1408	1608	1710	1810	1912	2012	2115	

<b>Leeds</b>	d	2223	2322								
Burley Park	d	2228	2327								
Headingley	d	2230	2329								
Horsforth	d	2236	2335								
Weeton	d	2243	2342								
Pannal	d	2249	2348								
Hornbeam Park	d	2254	2353								
<b>Harrogate</b>	a	2300	2359								
<b>Harrogate</b>	d										
Starbeck	d										
<b>Knaresborough</b>	a										
Cattal	d										
Hammerton	d										
Poppleton	d										
<b>York</b>	a										

**Notes:** a Arrive, d Depart.


Passengers are advised to allow a minimum connecting time of 10 minutes between trains at Leeds station. All trains in this timetable are operated by Northern, except where otherwise stated.



**METRO**

# Let us take you further

## The ticket to train travel throughout West Yorkshire and...



### Harrogate **ZONE 6**

### Skipton **ZONE 7**

- Choose from weekly, monthly, quarterly and annual.
- For details call **MetroLine** on 0113 245 7676  
visit a staffed rail station or go to  
[www.wymetro.com/railcard](http://www.wymetro.com/railcard)



**Metro.** Here to get you there



**METRO**

information

# Travel Information

**Metro provides impartial advice and information about bus and train services in West Yorkshire.**

Get real-time information on the move with Metro's **yournextbus** or National Rail's **TrainTracker™** real-time systems. Go to [www.wymetro.com](http://www.wymetro.com) for details.

Visit **[www.wymetro.com](http://www.wymetro.com)** to:


- download bus and train timetables.
- find out about concessionary travel.
- get information on multi-journey tickets.
- plan a journey in Yorkshire with Yorkshire Journey Planner.

Call **MetroLine** on **0113 245 7676**. We're open 0700 to 2200 daily (excluding Christmas Day, Boxing Day and New Year's Day).

Call into a **Travel Centre** at any staffed bus or rail station in West Yorkshire.

If you would like to receive timetables in large print, Braille, audio CD or tape, please contact us on 0113 245 7676 - Typetalk friendly.

Published by Metro. 40-50 Wellington Street, Leeds LS1 2DE.  
Telephone: 0113 251 7272

<b>Local Travel</b>	<b>MetroLine</b> Buses and Trains	<b>0113 245 7676</b>
Open 7am to 10pm - 7 days a week		
<b>National Travel</b>	 <b>traveline</b> public transport info	<b>0871 200 22 33*</b>
Open 7am to 9pm - 7 days a week		
<b>Rail Travel</b>	<b>National Rail Enquiries</b>	<b>08457 48 49 50</b>
Open 24 hours a day - 7 days a week		

Please recycle this leaflet after use



\*10p per minute plus any charges your network provider makes



**Metro.** Here to get you there