





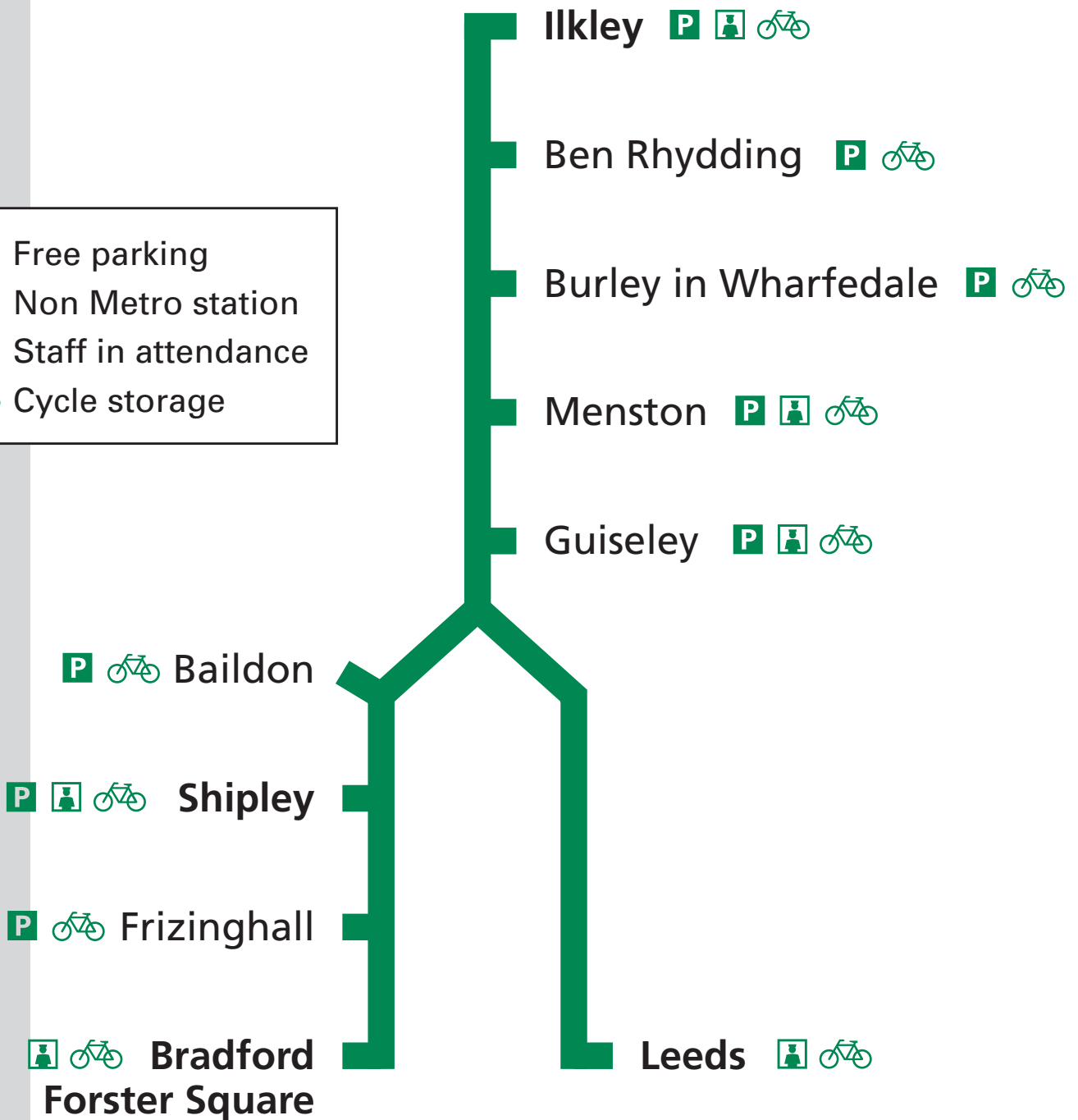
22 May to 10 December 2011

M

METRO

# Wharfedale Train Times

-  Free parking
-  Non Metro station
-  Staff in attendance
-  Cycle storage



**National Rail**  
*Britain's train companies working together*

Save time and download your timetables from

[www.wymetro.com](http://www.wymetro.com)



# Wharfedale Line Timetable

West Yorkshire local rail services between Leeds / Bradford Forster Square and Ilkley are operated by Northern on behalf of Metro.

This timetable shows all trains between Leeds / Bradford Forster Square and Ilkley. Additional trains run between Shipley and Bradford Forster Square (see Leeds - Bradford composite timetable).

## **What's new in this timetable**

From Sunday 22 May 2011, there will be improvements to the East Coast route between West Yorkshire and London. There will also be other improvements to services throughout West Yorkshire.

- Improved connections for many local routes. This includes early morning Monday to Friday journeys from Ilkley into London connecting at Leeds.

# Wharfedale Line

## Mondays to Saturdays

## Towards Bradford/Leeds

		<b>SX</b>	<b>SO</b>	<b>SX</b>	<b>SO</b>	<b>SX</b>	<b>SX</b>			<b>SX</b>	<b>SX</b>
<b>Ilkley</b>	d	0604	0609	0617	0619	0634	0650	0710	0722	0739	0750
Ben Rhydding	d	0606	0611	0619	0621	0636	0652	0712	0724	0742	0752
Burley-in-Wharfedale	d	0612	0617	0625	0627	0642	0658	0718	0730	0748	0758
Menston	d	0615	0620	0628	0630	0645	0701	0721	0733	0751	0801
Guiseley	d	0618	0623	0631	0634	0648	0704	0724	0736	0754	0804
Baildon	d			0636	0639		0709		0741		0809
<b>Shipley</b>	d			0641	0644		0715		0747		0813
Frizinghall	d			0644	0647		0717		0749		0816
<b>Bradford</b> Forster Square	a			0650	0655		0722		0756		0822
<b>Leeds</b>	a	0632	0639			0702		0738		0809	

		<b>SX</b>	<b>SO</b>	<b>SX</b>	<b>SO</b>	<b>SX</b>		<b>SO</b>	<b>SX</b>		
<b>Ilkley</b>	d	0805	0810	0817	0821	0824	0840	0851	0854	0910	0921
Ben Rhydding	d	0807	0812	0819	0823	0826	0842	0853	0856	0912	0923
Burley-in-Wharfedale	d	0813	0818	0825	0829	0832	0848	0859	0902	0918	0929
Menston	d	0816	0821	0828	0832	0835	0851	0902	0905	0921	0932
Guiseley	d	0819	0824	0831	0835	0839	0854	0905	0908	0924	0935
Baildon	d				0840	0844		0910	0913		0940
<b>Shipley</b>	d				0844	0848		0914	0918		0944
Frizinghall	d				0846	0850		0917	0921		0947
<b>Bradford</b> Forster Square	a				0853	0856		0924	0927		0953
<b>Leeds</b>	a	0834	0839	0846			0911			0939	

<b>Ilkley</b>	d	0940	0951	1010	1021	1040	1051	1110	1121	1140	1151
Ben Rhydding	d	0942	0953	1012	1023	1042	1053	1112	1123	1142	1153
Burley-in-Wharfedale	d	0948	0959	1018	1029	1048	1059	1118	1129	1148	1159
Menston	d	0951	1002	1021	1032	1051	1102	1121	1132	1151	1202
Guiseley	d	0954	1005	1025	1035	1054	1105	1124	1135	1154	1205
Baildon	d		1010		1040		1110		1140		1210
<b>Shipley</b>	d		1014		1044		1114		1144		1214
Frizinghall	d		1017		1047		1117		1147		1217
<b>Bradford</b> Forster Square	a		1023		1053		1123		1153		1224
<b>Leeds</b>	a	1011		1041		1108		1139		1208	

<b>Ilkley</b>	d	1210	1221	1240	1251	1310	1321	1340	1351	1410	1421
Ben Rhydding	d	1212	1223	1242	1253	1312	1323	1342	1353	1412	1423
Burley-in-Wharfedale	d	1218	1229	1248	1259	1318	1329	1348	1359	1418	1429
Menston	d	1221	1232	1251	1302	1321	1332	1351	1402	1421	1432
Guiseley	d	1224	1235	1254	1305	1324	1335	1354	1405	1424	1435
Baildon	d		1240		1310		1340		1410		1440
<b>Shipley</b>	d		1244		1314		1344		1414		1444
Frizinghall	d		1247		1317		1347		1417		1447
<b>Bradford</b> Forster Square	a		1253		1323		1353		1423		1453
<b>Leeds</b>	a	1239		1308		1338		1409		1439	

**Notes:** a Arrive. d Depart.

**SO** Saturdays only.

**SX** Saturdays excepted.

For details of connecting bus services between Otley and Menston station, please refer to bus timetable leaflets 33, 33A and 967 or call MetroLine on 0113 245 7676.

For details of other trains between Bradford and Shipley please see the Leeds-Bradford composite timetable. Passengers are advised to allow a minimum connecting time of 10 minutes between trains at Leeds station.

# Wharfedale Line

## Mondays to Saturdays

## Towards Bradford/Leeds

								<b>SO</b>	<b>SX</b>		
<b>Ilkley</b>	d	1440	1451	1510	1521	1540	1551	1610	1612	1621	1640
Ben Rhydding	d	1442	1453	1512	1523	1542	1553	1612	1614	1623	1642
Burley-in-Wharfedale	d	1448	1459	1518	1529	1548	1559	1618	1620	1629	1648
Menston	d	1451	1502	1521	1532	1551	1602	1621	1623	1632	1651
Guisley	d	1454	1505	1524	1535	1554	1605	1624	1627	1635	1654
Baildon	d		1510		1540		1610			1640	
<b>Shipley</b>	d		1514		1544		1614			1644	
Frizinghall	d		1517		1547		1617			1647	
<b>Bradford</b> Forster Square	a		1523		1553		1623			1653	
<b>Leeds</b>	a	1510		1540		16f10		1638	1646		1709

			<b>SO</b>	<b>SX</b>		<b>SO</b>	<b>SX</b>		<b>SX</b>		
<b>Ilkley</b>	d	1651	1710	1714	1721	1740	1742	1751	1804	1810	1821
Ben Rhydding	d	1653	1712	1716	1723	1742	1744	1753	1806	1812	1823
Burley-in-Wharfedale	d	1659	1718	1722	1729	1748	1750	1759	1812	1818	1829
Menston	d	1702	1721	1725	1732	1751	1753	1802	1815	1821	1832
Guisley	d	1705	1724	1729	1735	1754	1756	1805	1818	1824	1835
Baildon	d	1710			1740			1810			1840
<b>Shipley</b>	d	1715			1744			1814			1844
Frizinghall	d	1717			1746			1817			1846
<b>Bradford</b> Forster Square	a	1723			1753			1823			1852
<b>Leeds</b>	a		1738	1744		1809	1816		1835	18j45	

<b>Ilkley</b>	d	1840	1851	1910	1921	1940	2005	2021	2040	2121	2140
Ben Rhydding	d	1842	1853	1912	1923	1942	2007	2023	2042	2123	2142
Burley-in-Wharfedale	d	1848	1859	1918	1929	1948	2013	2029	2048	2129	2148
Menston	d	1851	1902	1921	1932	1951	2016	2032	2051	2132	2151
Guisley	d	1854	1905	1924	1935	1954	2019	2035	2054	2135	2154
Baildon	d		1910		1940		2024		2059		2159
<b>Shipley</b>	d		1914		1944		2028		2103		2203
Frizinghall	d		1917		1947		2030		2105		2205
<b>Bradford</b> Forster Square	a		1923		1953		2036		2112		2211
<b>Leeds</b>	a	1909		1940		20f12		2053	21z30	2149	22y33

<b>Ilkley</b>	d	2221	2240	2320							
Ben Rhydding	d	2223	2242	2323							
Burley-in-Wharfedale	d	2229	2248	2328							
Menston	d	2232	2251	2331							
Guisley	d	2235	2254	2335							
Baildon	d		2259								
<b>Shipley</b>	d		2303								
Frizinghall	d		2305								
<b>Bradford</b> Forster Square	a		2313								
<b>Leeds</b>	a	2249		2349							

**Notes:** a Arrive. d Depart. f 2 minutes earlier on Saturdays. j 5 minutes earlier on Saturdays.

y Connecting time. Change at Shipley. 1 minute earlier on Saturdays.

z Connecting time. Change at Shipley.

**SO** Saturdays only. **SX** Saturdays excepted.

For details of connecting bus services between Otley and Menston station, please refer to bus timetable leaflets 33, 33A and 967 or call MetroLine on 0113 245 7676.

For details of other trains between Bradford and Shipley please see the Leeds-Bradford composite timetable. Passengers are advised to allow a minimum connecting time of 10 minutes between trains at Leeds station.

# Wharfedale Line

## Sundays

## Towards Bradford/Leeds

<b>Ilkley</b>	d	0921	0953	1021	1121	1153	1221	1321	1353	1421	1521
Ben Rhydding	d	0923	0955	1023	1123	1155	1223	1323	1355	1423	1523
Burley-in-Wharfedale	d	0929	1001	1029	1129	1201	1229	1329	1401	1429	1529
Menston	d	0932	1004	1032	1132	1204	1232	1332	1404	1432	1532
Guiseley	d	0935	1007	1035	1135	1207	1235	1335	1407	1435	1535
Baildon	d		1012			1212			1412		
<b>Shipley</b>	d		1015			1215			1415		
Frizinghall	d		1018			1218			1418		
<b>Bradford</b> Forster Square	a		1024			1224			1424		
<b>Leeds</b>	a	0950		1049	1149		1249	1349		1449	1549

<b>Ilkley</b>	d	1553	1621	1721	1753	1821	1921	1953	2021	2121	2153
Ben Rhydding	d	1555	1623	1723	1755	1823	1923	1955	2023	2123	2155
Burley-in-Wharfedale	d	1601	1629	1729	1801	1829	1929	2001	2029	2129	2201
Menston	d	1604	1632	1732	1804	1832	1932	2004	2032	2132	2204
Guiseley	d	1607	1635	1735	1807	1835	1935	2007	2035	2135	2207
Baildon	d	1612			1812			2012			2212
<b>Shipley</b>	d	1615			1815			2015			2215
Frizinghall	d	1618			1818			2018			2218
<b>Bradford</b> Forster Square	a	1624			1824			2024			2224
<b>Leeds</b>	a		1649	1749		1849	1949		2049	2149	

<b>Ilkley</b>	d	2221	2321								
Ben Rhydding	d	2223	2323								
Burley-in-Wharfedale	d	2229	2329								
Menston	d	2232	2332								
Guiseley	d	2235	2335								
Baildon	d										
<b>Shipley</b>	d										
Frizinghall	d										
<b>Bradford</b> Forster Square	a										
<b>Leeds</b>	a	2249	2350								

## Mondays to Saturdays

## Towards Ilkley

				<b>SX</b>	<b>SX</b>	<b>SO</b>	<b>SX</b>	<b>SX</b>	<b>SO</b>	<b>SX</b>	<b>SX</b>
<b>Leeds</b>	d	0602		0634		0702	0709			0729	0735
<b>Bradford</b> Forster Square	d		0615		0644			0711	0715		
Frizinghall	d		0618		0647			0714	0718		
<b>Shipley</b>	d		0622		0651			0718	0723		
Baildon	d		0625		0654			0721	0726		
Guiseley	d	0614	0631	0648	0700	0714	0721	0728	0732	0742	0750
Menston	d	0617	0634	0651	0703	0717	0724	0731	0735	0745	0753
Burley-in-Wharfedale	d	0620	0637	0654	0706	0720	0727	0735	0738	0748	0756
Ben Rhydding	d	0623	0640	0657	0709	0724	0730	0739	0741	0752	0759
<b>Ilkley</b>	a	0629	0646	0703	0715	0729	0736	0744	0747	0757	0805

**Notes:** a Arrive. d Depart.

**SO** Saturdays only.

**SX** Saturdays excepted.

For details of connecting bus services between Otley and Menston station, please refer to bus timetable leaflets 33, 33A and 967 or call MetroLine on 0113 245 7676.

For details of other trains between Bradford and Shipley please see the Leeds-Bradford composite timetable. Passengers are advised to allow a minimum connecting time of 10 minutes between trains at Leeds station.

# Wharfedale Line

## Mondays to Saturdays

## Towards Ilkley

### SX

<b>Leeds</b>	d		0802		0832		0902		0932		1002
<b>Bradford</b> Forster Square	d	0746		0816		0846		0916		0946	
Frizinghall	d	0749		0819		0849		0919		0949	
<b>Shipley</b>	d	0753		0823		0853		0923		0953	
Baildon	d	0756		0826		0856		0926		0956	
Guiseley	d	0802	0814	0832	0844	0902	0914	0932	0945	1002	1014
Menston	d	0805	0817	0835	0847	0905	0917	0935	0948	1005	1017
Burley-in-Wharfedale	d	0809	0820	0838	0850	0908	0920	0938	0952	1008	1020
Ben Rhydding	d	0812	0823	0841	0853	0911	0924	0941	0955	1011	1023
<b>Ilkley</b>	a	0818	0829	0849	0902	0917	0933	0947	1001	1017	1030

<b>Leeds</b>	d		1032		1102		1132		1202		1232
<b>Bradford</b> Forster Square	d	1016		1046		1116		1146		1216	
Frizinghall	d	1019		1049		1119		1149		1219	
<b>Shipley</b>	d	1023		1053		1123		1153		1223	
Baildon	d	1026		1056		1126		1156		1226	
Guiseley	d	1032	1044	1102	1114	1132	1144	1202	1214	1232	1244
Menston	d	1035	1047	1105	1117	1135	1147	1205	1217	1235	1247
Burley-in-Wharfedale	d	1038	1050	1108	1120	1138	1150	1208	1220	1238	1250
Ben Rhydding	d	1041	1053	1111	1123	1141	1153	1211	1223	1241	1253
<b>Ilkley</b>	a	1047	1059	1117	1129	1147	1200	1217	1229	1247	1301

<b>Leeds</b>	d		1302		1332		1402		1432		1502
<b>Bradford</b> Forster Square	d	1246		1316		1346		1416		1446	
Frizinghall	d	1249		1319		1349		1419		1449	
<b>Shipley</b>	d	1253		1323		1353		1423		1453	
Baildon	d	1256		1326		1356		1426		1456	
Guiseley	d	1302	1314	1332	1344	1402	1414	1432	1444	1502	1514
Menston	d	1305	1317	1335	1347	1405	1417	1435	1447	1505	1517
Burley-in-Wharfedale	d	1308	1320	1338	1350	1408	1420	1438	1450	1508	1520
Ben Rhydding	d	1311	1323	1341	1353	1411	1423	1441	1453	1511	1523
<b>Ilkley</b>	a	1317	1329	1347	1359	1417	1429	1447	1459	1517	1531

### SX SO

<b>Leeds</b>	d		1532		1602		1632		1702	1715	
<b>Bradford</b> Forster Square	d	1516		1546		1616		1644			1716
Frizinghall	d	1519		1549		1619		1648			1719
<b>Shipley</b>	d	1523		1553		1623		1652			1723
Baildon	d	1526		1556		1626		1655			1726
Guiseley	d	1532	1544	1602	1614	1632	1644	1701	1714	1728	1732
Menston	d	1535	1547	1605	1617	1635	1647	1704	1717	1731	1735
Burley-in-Wharfedale	d	1538	1550	1608	1620	1638	1650	1707	1720	1734	1738
Ben Rhydding	d	1541	1553	1611	1623	1641	1653	1710	1723	1737	1741
<b>Ilkley</b>	a	1547	1559	1617	1629	1647	1700	1717	1729	1743	1747

**Notes:** a Arrive. d Depart.

**SO** Saturdays only.

**SX** Saturdays excepted.

For details of connecting bus services between Otley and Menston station, please refer to bus timetable leaflets 33, 33A and 967 or call MetroLine on 0113 245 7676.

For details of other trains between Bradford and Shipley please see the Leeds-Bradford composite timetable. Passengers are advised to allow a minimum connecting time of 10 minutes between trains at Leeds station.

# Wharfedale Line

## Mondays to Saturdays

## Towards Ilkley

### SX

<b>Leeds</b>	d		1732		1802		1832		1902	1932	
<b>Bradford</b> Forster Square	d	1716		1746		1816		1846			1941
Frizinghall	d	1719		1749		1819		1849			1944
<b>Shipley</b>	d	1725		1753		1823		1853			1948
Baildon	d	1728		1757		1826		1856			1951
Guiseley	d	1735	1744	1802	1814	1832	1844	1902	1914	1944	1956
Menston	d	1738	1747	1805	1817	1835	1847	1905	1917	1947	1959
Burley-in-Wharfedale	d	1742	1751	1808	1820	1838	1850	1908	1920	1950	2002
Ben Rhydding	d	1746	1754	1812	1823	1841	1853	1911	1924	1953	2006
<b>Ilkley</b>	a	1751	1800	1817	1830	1847	1901	1917	1929	2000	2012

<b>Leeds</b>	d	2002	20z26	2106	21z26	2206	22v28	2315			
<b>Bradford</b> Forster Square	d		2038		2138		2238		2320		
Frizinghall	d		2041		2141		2241		2323		
<b>Shipley</b>	d		2046		2145		2245		2327		
Baildon	d		2049		2148		2248		2330		
Guiseley	d	2014	2054	2118	2154	2218	2254	2327	2336		
Menston	d	2017	2057	2121	2157	2221	2257	2330	2339		
Burley-in-Wharfedale	d	2020	2100	2124	2200	2224	2300	2333	2342		
Ben Rhydding	d	2023	2104	2127	2203	2227	2303	2336	2345		
<b>Ilkley</b>	a	2030	2110	2133	2209	2234	2309	2342	2351		

### Sundays

<b>Leeds</b>	d	0912	1012		1112	1212		1312	1412		1512
<b>Bradford</b> Forster Square	d			1038			1238			1438	
Frizinghall	d			1041			1241			1441	
<b>Shipley</b>	d			1044			1244			1444	
Baildon	d			1047			1247			1447	
Guiseley	d	0923	1023	1052	1123	1223	1252	1323	1423	1452	1523
Menston	d	0926	1026	1055	1126	1226	1255	1326	1426	1455	1526
Burley-in-Wharfedale	d	0929	1029	1058	1129	1229	1258	1329	1429	1458	1529
Ben Rhydding	d	0933	1033	1102	1133	1233	1302	1333	1433	1502	1533
<b>Ilkley</b>	a	0938	1038	1107	1138	1238	1307	1338	1438	1507	1538

<b>Leeds</b>	d	1612		1712	1812		1912	2012		2112	2212
<b>Bradford</b> Forster Square	d		1638			1838			2038		
Frizinghall	d		1641			1841			2041		
<b>Shipley</b>	d		1644			1844			2044		
Baildon	d		1647			1847			2047		
Guiseley	d	1623	1652	1723	1823	1852	1923	2023	2052	2123	2223
Menston	d	1626	1655	1726	1826	1855	1926	2026	2055	2126	2226
Burley-in-Wharfedale	d	1629	1658	1729	1829	1858	1929	2029	2058	2129	2229
Ben Rhydding	d	1633	1702	1733	1833	1902	1933	2033	2102	2133	2233
<b>Ilkley</b>	a	1638	1707	1738	1838	1907	1938	2038	2107	2138	2238

**Notes:** a Arrive. d Depart.

v Connecting time. Change at Shipley. 2 minutes earlier on Saturdays.

z Connecting time. Change at Shipley.

**SX** Saturdays excepted.

For details of connecting bus services between Otley and Menston station, please refer to bus timetable leaflets 33, 33A and 967 or call MetroLine on 0113 245 7676.

For details of other trains between Bradford and Shipley please see the Leeds-Bradford composite timetable. Passengers are advised to allow a minimum connecting time of 10 minutes between trains at Leeds station.

# Wharfedale Line

**Sundays**

**Towards Ilkley**

---

<b>Leeds</b>	d	2316	
<b>Bradford</b> Forster Square	d	2238	
Frizinghall	d	2241	
<b>Shipley</b>	d	2244	
Baildon	d	2247	
Guiseley	d	2252	2327
Menston	d	2255	2330
Burley-in-Wharfedale	d	2258	2333
Ben Rhydding	d	2302	2337
<b>Ilkley</b>	a	2307	2342

---

**Notes:** a Arrive. d Depart.

For details of connecting bus services between Otley and Menston station, please refer to bus timetable leaflets 33, 33A and 967 or call MetroLine on 0113 245 7676.

For details of other trains between Bradford and Shipley please see the Leeds-Bradford composite timetable. Passengers are advised to allow a minimum connecting time of 10 minutes between trains at Leeds station.

# Train Operators

All train operators welcome comments on any aspect of your journey. For services on this line please contact:

## Northern

Customer Relations

Northern Rail

Freepost (RLSL-ABEC-BGUU)

Leeds LS1 4DY

Customer Relations: **0845 00 00 125**

(Textphone: **0845 604 5608**)

Lost property: **0845 00 00 125**

or email [lost.property@northernrail.org](mailto:lost.property@northernrail.org)

Assistance helpline: Freephone **08081 56 16 06** or email [assistance@northernrail.org](mailto:assistance@northernrail.org)

Website: [www.northernrail.org](http://www.northernrail.org)

Email: [customer.relations@northernrail.org](mailto:customer.relations@northernrail.org)

## Changes to Train Services

Engineering work sometimes affects weekend services and passengers are advised to check with National Rail Enquiries on **08457 48 49 50** (24 hours) before travelling, or visit the website at [www.nationalrail.co.uk](http://www.nationalrail.co.uk). The information shown in this timetable is subject to alteration, especially around public holidays.

The latest information on train running is available by phoning **TrainTracker™** from National Rail Enquiries on **0871 200 4915** or by texting **TrainTracker™**. Text to **84950**.

## Tickets

### Before you board the train

At staffed stations you must have a valid ticket or pass for your journey. This is a legal requirement which applies when the ticket office is open. When boarding at unstaffed stations, you must buy your ticket on the train unless you

already have a valid ticket or pass.

### **Buying your ticket**

You can buy your ticket from station ticket offices, quickfare ticket machines and some travel agents. If your journey starts at a station where no staff are in attendance, you can buy your ticket from the conductor on the train. Please purchase a ticket for the journey you are making as you risk prosecution if you travel without a valid ticket or pass.

Through ticketing is available from the National Rail network to the **Keighley & Worth Valley Railway**, and to **Leeds Bradford International Airport** using the 757 bus link from and to Leeds station.

### **Plusbus**

You can buy a ticket for both your rail journey and bus travel in one simple go - it's called Plusbus.

Plusbus is a discount price bus pass that you buy with your train ticket. It gives you unlimited bus travel either at the start, the end, or both ends of your train travel on most local bus services where Plusbus is available.

For more information on Plusbus and where it is available, pick up a leaflet from your local staffed rail station or visit [www.plusbus.info](http://www.plusbus.info)

Note that Plusbus tickets cannot be used wholly within West Yorkshire.

## **Disabled Travellers**

The train operators will do all they can to assist with your journey. See contact details above.

## **Taxis from Stations**

At all main stations there is a taxi rank outside the station from which taxis are normally available. At many other

stations there is a taxi rank or cab office nearby. To find out more information to assist your journey you can download the Traintaxi guide from the Internet at [www.traintaxi.co.uk](http://www.traintaxi.co.uk) This gives information for all stations on the national rail network, including names and contact details of cab firms to enable pre-booking.

## **Smoking Policy**

All trains and stations are now designated as "no smoking" areas throughout. Please respect other passengers' rights to enjoy a smoke free environment.

## **Passenger Representation**

If you have a complaint that has not been dealt with to your satisfaction, you can write to the national rail passenger watchdog Passenger Focus at:

Freepost (RRRE-ETTC-LEET), PO Box 4257,  
Manchester, M60 3AR.

Tel: **0300 123 2350**. Fax: **0845 850 1392**

Email: [info@passengerfocus.org.uk](mailto:info@passengerfocus.org.uk)

Website: [www.passengerfocus.org.uk](http://www.passengerfocus.org.uk)

## **British Transport Police**

British Transport Police are responsible for law and order on the railway network. If you notice any acts of vandalism, theft or trespass on the railway or see anything suspicious please contact the 24 hour helpline on **0800 40 50 40** or Crimestoppers on **0800 555 111**.

## **Network Rail National Helpline**

A 24 hour service for taking reports on infrastructure issues: track and embankments, fencing, level crossings, trees, vegetation and litter. Tel: **08457 11 41 41**.

Every care and attention has been taken to ensure the accuracy of the information contained in this publication. Metro accepts no responsibility for any inconvenience caused as a result of alterations or inaccuracies.

Visit [www.wymetro.com](http://www.wymetro.com) for the very latest public transport updates and news including timetables, tickets, journey planner & lots more.

## Online



### Messenger

[www.wymetro.com/messenger](http://www.wymetro.com/messenger)



### Twitter

[twitter.com/metrotravelnews](https://twitter.com/metrotravelnews)



### Facebook

[www.facebook.com/westyorkshiremetro](http://www.facebook.com/westyorkshiremetro)

## Text



### yournextbus

Text your bus stop number to 63876\*  
[wypte.acislive.com/mobile](http://wypte.acislive.com/mobile)

## Telephone



**MetroLine** (Local travel) **0113 245 7676**

**Traveline** (National travel) **0871 200 22 33\*\***

**National Rail Enquiries** **08457 48 49 50**

For timetables in large print, Braille, audio CD or tape, please contact us on **0113 245 7676** - Typetalk friendly.

\*One standard outbound message rate + no more than 12p for our reply \*\*10p per minute + any network provider charges

Published by Metro. 40-50 Wellington Street, Leeds LS1 2DE  
Telephone 0113 251 7272