




14 May 2012 to 8 December 2012























Hallam Train Times

-  Free parking
-  Non Metro station
-  Staff in attendance
-  Cycle storage



*Includes
improved
express service*

- Leeds**  
- Woodlesford**  
- Castleford**
- Normanton** 
- Wakefield Kirkgate**  
- Darton**  
- Barnsley**    
- Meadowhall**    
- Sheffield**   

Including all trains
between Leeds and Castleford



National Rail
Britain's train companies working together

Download your timetable from www.wymetro.com


www.wymetro.com



Hallam Line Timetable

West Yorkshire local rail services between Leeds and Wakefield Kirkgate / Darton are operated by Northern on behalf of Metro.

This timetable shows all trains between Leeds and Sheffield via Barnsley and all trains between Leeds and Castleford. Additional trains run between Leeds and Sheffield via Moorthorpe (see Wakefield Line timetable). For a summary of all trains between Leeds and Sheffield / Derby / Nottingham (via both routes), see the Leeds - Sheffield composite timetable. Other trains also run between Barnsley and Sheffield.



Hallam Line

Mondays to Saturdays

Towards Leeds

		SX	SX		SX	SX		SX		
				◆				▲	★	
Sheffield	d	0550		0606	0649			0706	0720	0751
Meadowhall	d	0556		0612	0655			0712	0726	0757
Chapelton	d			0618				0718		
Elsecar	d			0623				0723		
Wombwell	d			0627				0727		
Barnsley	d	0610		0633	0712			0733	0742	0812
Darton	d			0638				0738		
Wakefield Kirkgate	d	0628		0650	0728			0750	0758	0828
Normanton	d	0633		0654	0733			0754		
Castleford	d		0641	0702		0738	0755	0801		0832
Woodlesford	d		0650	0712		0747	0804	0811		0841
Leeds	a	0650	0704	0728	0751	0801	0818	0825	0821	0849 0854
			▲					▲		▲
Sheffield	d	0806	0818	0851		0906	0918	0950		1006 1018
Meadowhall	d	0812	0825	0857		0912	0924	0956		1012 1024
Chapelton	d	0818				0918				1018
Elsecar	d	0823				0923				1023
Wombwell	d	0827				0927				1027
Barnsley	d	0833	0842	0912		0933	0942	1012		1033 1042
Darton	d	0838				0938				1038
Wakefield Kirkgate	d	0850	0858	0928		0950	0958	1028		1050 1058
Normanton	d	0854				0954				1054
Castleford	d	0902			0932	1002			1032	1102
Woodlesford	d	0912			0941	1012			1041	1112
Leeds	a	0925	0920	0949	0953	1025	1018	1048	1055	1125 1118
					▲				▲	
Sheffield	d	1050		1106	1118	1150		1206	1218	1250
Meadowhall	d	1056		1112	1124	1156		1212	1224	1256
Chapelton	d			1118				1218		
Elsecar	d			1123				1223		
Wombwell	d			1127				1227		
Barnsley	d	1112		1133	1141	1211		1233	1242	1312
Darton	d			1138				1238		
Wakefield Kirkgate	d	1128		1150	1158	1228		1250	1258	1328
Normanton	d			1154				1254		
Castleford	d		1132	1202			1232	1302		1332
Woodlesford	d		1141	1212			1241	1312		1341
Leeds	a	1148	1154	1225	1218	1248	1254	1325	1318	1349 1353
			▲						▲	▲
Sheffield	d	1306	1318	1350		1406	1418	1450		1506 1518
Meadowhall	d	1312	1324	1356		1412	1424	1456		1512 1524
Chapelton	d	1318				1418				1518
Elsecar	d	1323				1423				1523
Wombwell	d	1327				1427				1527
Barnsley	d	1333	1342	1412		1433	1442	1512		1533 1542
Darton	d	1338				1438				1538
Wakefield Kirkgate	d	1350	1358	1428		1450	1458	1528		1550 1558
Normanton	d	1354				1454				1554
Castleford	d	1402			1432	1502			1532	1602
Woodlesford	d	1412			1441	1512			1541	1612
Leeds	a	1425	1418	1448	1453	1525	1518	1549	1554	1625 1618

Notes: appear at end.

Hallam Line

Mondays to Saturdays

Towards Leeds

Sheffield	d	1550		1606	1618	1650		1706	1718	1750	
Meadowhall	d	1556		1612	1624	1656		1712	1724	1756	
Chapelton	d			1618				1718			
Elsecar	d			1623				1723			
Wombwell	d			1627				1727			
Barnsley	d	1612		1633	1642	1712		1733	1742	1812	
Darton	d			1638				1738			
Wakefield Kirkgate	d	1628		1650	1658	1728		1750	1758	1832	
Normanton	d			1654				1754			
Castleford	d		1632	1702			1731	1802		1857	
Woodlesford	d		1641	1712			1741	1812		1906	
Leeds	a	1649	1654	1725	1718	1748	1754	1825	1818	1851	1920

SO SX

Sheffield	d	1806	1818	1850		1906	1916	1922	1951	2006	
Meadowhall	d	1812	1824	1856		1912	1922	1928	1957	2012	
Chapelton	d	1818				1918				2018	
Elsecar	d	1823				1923				2023	
Wombwell	d	1827				1927				2027	
Barnsley	d	1833	1842	1914		1933	1942	1942	2012	2033	
Darton	d	1838				1938				2038	
Wakefield Kirkgate	d	1850	1859	1932		1950	1958	1958	2028	2050	
Normanton	d	1854				1954				2054	
Castleford	d	1903			1937	2002				2032	2102
Woodlesford	d	1913			1946	2012				2044	2112
Leeds	a	1927	1923	1955	2000	2026	2020	2019	2048	2057	2126

FSO FSX FSX

Sheffield	d	2018		2106		2206		2324		
Meadowhall	d	2024		2112		2212		2330		
Chapelton	d			2118		2218		2336		
Elsecar	d			2123		2223		2341		
Wombwell	d			2127		2227		2345		
Barnsley	d	2042		2133		2233		2351		
Darton	d			2138		2238		2356		
Wakefield Kirkgate	d	2058		2152		2251	2251	00s10		
Normanton	d			2157		2256	2256			
Castleford	d		2132	2205	2234	2304	2304	2321		
Woodlesford	d		2141	2215	2243	2314	2314	2330		
Leeds	a	2120	2153	2229	2257	2330	2330	2344		

Sundays

Sheffield	d	0839	0917		1039	1117		1216	1239	1317	
Meadowhall	d	0845	0923		1045	1123		1223	1245	1323	
Chapelton	d	0851			1051			1255			
Elsecar	d	0856			1056			1300			
Wombwell	d	0900			1100			1304			
Barnsley	a	0905	0937		1105	1137		1237	1309	1337	
Barnsley	d	0910	0937		1110	1137		1237	1310	1337	
Darton	d	0915			1115			1315			
Wakefield Kirkgate	d	0930	0955		1130	1153		1253	1330	1353	
Normanton	d	0934			1134			1334			
Castleford	d	0942		1042	1141		1242	1342		1442	
Woodlesford	d	0952		1051	1151		1252	1351		1451	
Leeds	a	1004	1015	1104	1205	1219	1305	1318	1404	1418	1504

Notes: appear at end.

Hallam Line

Sundays

Towards Leeds

		▲	▲	▲	●	▲	▲	▲	▲		
Sheffield	d	1417	1439	1517		1617	1639	1717	1817	1839	
Meadowhall	d	1423	1445	1523		1623	1645	1723	1823	1845	
Chapelton	d		1451				1651			1851	
Elsecar	d		1456				1656			1856	
Wombwell	d		1500				1700			1900	
Barnsley	a	1437	1505	1537		1637	1705	1737	1837	1905	
Barnsley	d	1437	1510	1537		1637	1710	1737	1837	1910	
Darton	d		1515				1715			1915	
Wakefield Kirkgate	d	1453	1530	1553		1653	1730	1753	1853	1930	
Normanton	d		1534				1734			1934	
Castleford	d		1541		1642		1742		1842	1944	
Woodlesford	d		1551		1651		1751		1851	1953	
Leeds	a	1518	1604	1618	1704	1718	1805	1818	1904	1918	2005

		▲	▲	▲	▲	▲	▲	▲	▲	
Sheffield	d	1916		2017	2039		2239			
Meadowhall	d	1923		2023	2045		2245			
Chapelton	d				2051		2251			
Elsecar	d				2056		2256			
Wombwell	d				2100		2300			
Barnsley	a	1937		2037	2106		2305			
Barnsley	d	1937		2037	2110		2310			
Darton	d				2115		2315			
Wakefield Kirkgate	d	1953		2053	2130		2327			
Normanton	d				2134		2334			
Castleford	d		2042		2142	2242	2342			
Woodlesford	d		2051		2151	2251	2353			
Leeds	a	2018	2103	2116	2204	2304	0005			

Mondays to Saturdays

Towards Sheffield

		SX	SX	SX	▲	▲	▲	▲	SO	SX	
Leeds	d	0546		0605	0638	0700	0705	0729	0735	0800	0802
Woodlesford	d	0554			0646	0708		0737		0808	
Castleford	d	06a03			0657	07e17		0748		08a17	
Normanton	d				0703			0754			
Wakefield Kirkgate	d		0604	0621	0708		0725	0804	0755		0823
Darton	d		0615		0719			0815			
Barnsley	a		0620	0637	0725		0740	0821	0811		0839
Wombwell	a		0626		0730			0829			
Elsecar	a		0629		0734			0832			
Chapelton	a		0635		0739			0838			
Meadowhall	a		0641	0649	0748		0753	0845	0831		0852
Sheffield	a		0655	0700	0758		0805	0856	0839		0902

		SO	SX	▲	▲	▲	▲	▲	▲	▲	
Leeds	d	0805	0805	0832	0837	0900	0905	0932	0937	1000	1005
Woodlesford	d		0815	0840		0908		0940		1008	
Castleford	d		08a24	0851		09a17		0951		10a17	
Normanton	d			0857				0957			
Wakefield Kirkgate	d	0823		0905	0855		0923	1004	0956		1023
Darton	d			0917				1015			
Barnsley	a	0839		0923	0911		0939	1021	1012		1039
Wombwell	a			0929				1029			
Elsecar	a			0932				1032			
Chapelton	a			0938				1038			
Meadowhall	a	0852		0946	0927		0952	1046	1027		1052
Sheffield	a	0902		0956	0937		1002	1056	1037		1102

Notes: appear at end.

Hallam Line

Mondays to Saturdays

Towards Sheffield

Leeds	d	1032	1037	1100	▲	1105	1132	1137	1200	▲	1205	1232	1237
Woodlesford	d	1040		1108			1140		1208			1240	
Castleford	d	1051		11a17			1151		12a17			1251	
Normanton	d	1057					1157					1257	
Wakefield Kirkgate	d	1104	1055			1123	1204	1155			1223	1304	1255
Darton	d	1115					1215					1317	
Barnsley	a	1121	1111			1139	1221	1211			1239	1322	1311
Wombwell	a	1129					1229					1329	
Elsecar	a	1132					1232					1332	
Chapelton	a	1138					1238					1338	
Meadowhall	a	1146	1127			1152	1246	1227			1252	1346	1327
Sheffield	a	1157	1137			1202	1256	1237			1302	1356	1337

Leeds	d	1300	▲	1305	1332	1337	▲	1400	1405	1432	1437	1500	▲	1505
Woodlesford	d	1308			1340			1408		1440		1508		
Castleford	d	13a17			1351			14a17		1451		15a17		
Normanton	d				1357					1457				
Wakefield Kirkgate	d			1323	1404	1355		1423	1504	1455				1523
Darton	d				1415				1515					
Barnsley	a			1338	1421	1411		1439	1521	1513				1539
Wombwell	a				1429				1529					
Elsecar	a				1432				1532					
Chapelton	a				1438				1538					
Meadowhall	a			1352	1446	1427		1452	1546	1527				1551
Sheffield	a			1402	1456	1437		1502	1556	1537				1603

Leeds	d	1532	▲	1537	1600	1605	▲	1632	1637	1705	1716	1732	▲	1737
Woodlesford	d	1540			1608			1640			1724	1740		
Castleford	d	1551			16a17			1651			17c34	1751		
Normanton	d	1557						1657		1718		1757		
Wakefield Kirkgate	d	1604		1555		1623	1704	1655	1723			1804	1755	
Darton	d	1615					1715					1815		
Barnsley	a	1621		1611		1639	1721	1711	1739			1821	1811	
Wombwell	a	1629					1729					1829		
Elsecar	a	1632					1732					1832		
Chapelton	a	1638					1738					1838		
Meadowhall	a	1646		1627		1652	1746	1727	1751			1846	1827	
Sheffield	a	1656		1637		1702	1756	1737	1803			1856	1838	

SO SX

Leeds	d	1800	▲	1805	1832	1837	▲	1843	1859	1905	1937	1943	▲	2005
Woodlesford	d	1808			1840				1908		1945			2013
Castleford	d	18a17			1851				19c18		1956			20a22
Normanton	d				1900						2002			
Wakefield Kirkgate	d			1823	1905	1855	1859			1924	2007	2000		
Darton	d				1919						2019			
Barnsley	a			1839	1926	1911	1915			1940	2024	2016		
Wombwell	a				1931						2029			
Elsecar	a				1935						2033			
Chapelton	a				1940						2038			
Meadowhall	a			1852	1947	1928	1933			1952	2045	2033		
Sheffield	a			1903	1956	1939	1943			2004	2058	2044		

Notes: appear at end.

Hallam Line

Mondays to Saturdays

Towards Sheffield

						SX	SO			
Leeds	d	2030	2037	2105	2137	2208	2237	2237		
Woodlesford	d		2045	2113	2145	2216	2245	2245		
Castleford	d		2056	21a22	2156	22a27	2256	2256		
Normanton	d		2102		2202		2301	2301		
Wakefield Kirkgate	d	2046	2107		2207		2310	23a10		
Darton	d		2118		2221		2324			
Barnsley	a	2102	2124		2227		2331			
Wombwell	a		2129		2233		2336			
Elsecar	a		2133		2236		2340			
Chapelton	a		2138		2242		2345			
Meadowhall	a	2119	2145		2247		2351			
Sheffield	a	2130	2157		2258		0002			

Sundays

			▲		▲		▲		▲	▲	
Leeds	d	0834	0905	0934	1002	1017	1057	1117	1129	1229	1234
Woodlesford	d	0842		0942		1025		1125			1242
Castleford	d	0853		09a50		1036		11a33			1253
Normanton	d	0858				1041					1258
Wakefield Kirkgate	d	0903	0921		1018	1046	1113		1146	1246	1304
Darton	d	0917				1100					1318
Barnsley	a	0924	0940		1037	1108	1132		1205	1305	1324
Wombwell	a	0929				1117					1329
Elsecar	a	0933				1120					1333
Chapelton	a	0938				1126					1338
Meadowhall	a	0944	0957		1051	1132	1146		1217	1318	1348
Sheffield	a	0955	1004		1102	1144	1156		1229	1329	1358

			▲		▲		▲		▲	▲	
Leeds	d	1317	1406	1417	1506	1517	1606	1617	1706	1717	1806
Woodlesford	d	1325		1425		1525		1625		1725	
Castleford	d	13a33		1436		15a33		1636		17a33	
Normanton	d			1441				1641			
Wakefield Kirkgate	d		1422	1446	1522		1622	1646	1722		1822
Darton	d			1500				1700			
Barnsley	a		1441	1507	1541		1641	1707	1741		1841
Wombwell	a			1517				1717			
Elsecar	a			1520				1720			
Chapelton	a			1526				1726			
Meadowhall	a		1455	1535	1555		1656	1734	1755		1855
Sheffield	a		1506	1544	1605		1705	1744	1805		1905

			▲								
Leeds	d	1817	1906	1917	2017	2117	2217				
Woodlesford	d	1825		1925	2025	2125	2225				
Castleford	d	1836		19a35	2036	21a33	2236				
Normanton	d	1840			2041		2241				
Wakefield Kirkgate	d	1845	1922		2046		2246				
Darton	d	1859			2100		2300				
Barnsley	a	1905	1940		2107		2307				
Wombwell	a	1917			2117		2317				
Elsecar	a	1920			2120		2320				
Chapelton	a	1926			2126		2326				
Meadowhall	a	1932	1954		2133		2330				
Sheffield	a	1943	2004		2142		2343				

Notes: appear at end.

Hallam Line

Notes:

a Arrive.

d Depart.

c 1 minute earlier on Saturdays.

e 2 minutes later on Saturdays.

s Stops to set down only.

▲ Through train to or from Nottingham.

◆ Through train from Chesterfield.

★ Through train from Retford.

◆ Through train to Wakefield Westgate.

● Through train from Lincoln.

SO Saturdays only.

SX Saturdays excepted.

FSO Fridays and Saturdays only.

FSX Fridays and Saturdays excepted.

For details of other trains between Barnsley, Meadowhall and Sheffield please see SYPTE timetable.

Passengers are advised to allow a minimum connecting time of 10 minutes between trains at Leeds station.

Train Operators

All train operators welcome comments on any aspect of your journey. For services on this line please contact:

Northern

Customer Relations

Northern Rail

Freepost (RLSL-ABEC-BGUU)

Leeds LS1 4DY

Customer Relations: **0845 00 00 125**

(Textphone: **0845 604 5608**)

Lost property: **0845 00 00 125**

or email lost.property@northernrail.org

Assistance helpline: **Freephone 08081 56 16 06**

or email assistance@northernrail.org

Website: www.northernrail.org

Email: customer.relations@northernrail.org

Changes to Train Services

Engineering work sometimes affects weekend services and passengers are advised to check with National Rail Enquiries on **08457 48 49 50** (24 hours) before travelling, or visit the web site at www.nationalrail.co.uk. The information shown in this timetable is subject to alteration, especially around public holidays.

The latest information on train running is available by phoning **TrainTracker™** from National Rail Enquiries on **0871 200 4915** or by texting **TrainTracker™**. Text to **84950**.

Tickets

Before you board the train

At staffed stations you must have a valid ticket or pass for your journey. This is a legal requirement which applies when the ticket office is open. When boarding at unstaffed stations, you must buy your ticket on the train unless you already have a valid ticket or pass.

Buying your ticket

You can buy your ticket from station ticket offices, quickfare ticket machines and some travel agents. If your journey starts at a station where no staff are in attendance, you can buy your ticket from the conductor on the train. Please purchase a ticket for the journey you are making as you risk prosecution if you travel without a valid ticket or pass.

Through ticketing is available from the National Rail network to the **Keighley & Worth Valley Railway**, and to **Leeds Bradford International Airport** using bus service 757 from and to Leeds station.

Plusbus

You can buy a ticket for both your rail journey and bus travel in one simple go - it's called Plusbus.

Plusbus is a discount price bus pass that you buy with your train ticket. It gives you unlimited bus travel either at the start, the end, or both ends of your train travel on most local bus services where Plusbus is available.

For more information on Plusbus, where it is available and the areas it covers, pick up a leaflet from your local staffed rail station or visit www.plusbus.info

Disabled Travellers

The train operators will do all they can to assist with your journey. See contact details above.

Taxis from Stations

At all main stations there is a taxi rank outside the station from which taxis are normally available. At many other stations there is a taxi rank or cab office nearby. To find out more information to assist your journey you can download the Traintaxi guide from the Internet at www.traintaxi.co.uk This gives information for all stations on the national rail network, including names and contact details of cab firms to enable pre-booking.

Smoking Policy

All trains and stations are now designated as “no smoking” areas throughout. Please respect other passengers’ rights to enjoy a smoke free environment.

Passenger Representation

If you have a complaint that has not been dealt with to your satisfaction, you can write to the national rail passenger watchdog Passenger Focus at:

Freepost (RRRE-ETTC-LEET), PO Box 4257,
Manchester, M60 3AR.

Tel: **0300 123 2350**. Fax: **0845 850 1392**

Email: info@passengerfocus.org.uk

Website: www.passengerfocus.org.uk

British Transport Police

British Transport Police are responsible for law and order on the railway network. If you notice any acts of vandalism, theft or trespass on the railway or see anything suspicious please contact the 24 hour helpline on **0800 40 50 40** or Crimestoppers on **0800 555 111**.

Network Rail National Helpline

A 24 hour service for taking reports on infrastructure issues: track and embankments, fencing, level crossings, trees, vegetation and litter. Tel: **08457 11 41 41**.

Every care and attention has been taken to ensure the accuracy of the information contained in this publication. Metro accepts no responsibility for any inconvenience caused as a result of alterations or inaccuracies.



METRO

KEEP INTO TOUCH

www.wymetro.com

Visit www.wymetro.com for the very latest public transport updates and news including timetables, tickets, journey planner & lots more.

Online



Messenger

www.wymetro.com/messenger



Twitter

twitter.com/metrotravelnews



Facebook

www.facebook.com/westyorkshiremetro

Text



yournextbus

Text your bus stop number to 63876*
wypte.acislive.com/mobile

Telephone



MetroLine (Local travel) **0113 245 7676**

Traveline (National travel) **0871 200 22 33****

National Rail Enquiries **08457 48 49 50**

For timetables in large print, Braille, audio CD or tape, please contact us on **0113 245 7676** - Typetalk friendly.

*One standard outbound message rate + no more than 12p for our reply **10p per minute + any network provider charges

Published by Metro. 40-50 Wellington Street, Leeds LS1 2DE
Telephone 0113 251 7272